

Kenesaw Public Schools

2023-2024 Annual Report



Purpose of Annual Report

The 2023-2024 Annual Report is submitted to the patrons of Kenesaw Public Schools in accordance with the accreditation rules set forth by the Nebraska Department of Education. The annual report provides patrons with information regarding our school demographics, student achievement, financial information, and much more. This report highlights many of the significant achievements the district has accomplished or is working toward, as well as, challenges that we are faced with.

Rich Tradition and Strong Community Support

Kenesaw Public Schools has a long history of outstanding academic accomplishments and superior activities and sports teams which continues to this day. With strong community backing, and a sense of pride in the school system, patrons eagerly support school district initiatives that allow all students to grow and achieve at a level commensurate with their individual best. With such a rich history and strong community backing, the future is bright for Kenesaw Public Schools and the students that make up this outstanding institution.

Vision/Motto - **INSPIRE EXCELLENCE**

In 2018-2019, with the help of many Kenesaw stakeholders, KPS initiated the strategic planning process. This group created the vision that currently guides our district and sets the standard for students and faculty alike. Our vision, **INSPIRE EXCELLENCE**, is simply stated and easy to remember, and yet very powerful. It is our desire for every Kenesaw student to reach their individual level of excellence so that they may be the very best version of themselves. With the beginning of a new strategic planning process starting in 2025-2026, district stakeholders will again be asked to share their thoughts and expertise as we continue to make certain that our students are receiving an education that meets community expectations and provides them with the skills they will need to be successful.

Mission

Teachers, students, community members, business owners, administration, and board members all participated in the development of our current mission statement. It reads as follows: *In partnership with our community, we will provide a specially designed and challenging education, encourage positive citizenship, and promote lifelong learning.*

Kenesaw Board of Education

Kenesaw Public Schools has a six-member board. The 2023-2024 board members include: Marlin Kimle, President, Kay Sidders, Vice President, Shandra Uden, Secretary, Tonya Hansen, Treasurer, Troy Legg, member, and Katheryn Schneider, member. We appreciate the commitment of time and energy that our board members contribute to our school district. They strive to make certain that all of our students receive an outstanding education. Public notice of board meetings is advertised in the Hastings Tribune Newspaper. Board minutes, board policy, and board meeting agendas can be found on the Kenesaw Public Schools website – www.kenesawschools.org



Kenesaw Public Schools Facilities

Kenesaw Public Schools provides its students, parents, and community with outstanding facilities for both academic and extracurricular purposes. The Kenesaw Board continues to work toward maintaining and improving the facility each year and is guided by a long-term facility plan to direct facility discussions. The school board recently approved a 25-year lease agreement with the Kenesaw Village to lease the basement of the Kenesaw Auditorium. This space will be used for wrestling practice and we are making plans to remodel a room for a certified nurse assistant -CNA - program. Both of these spaces will greatly benefit our students. The school kitchen was given a facelift during the summer of 2024. This included a new floor, stainless steel panels on the walls, and several new appliances. Upcoming projects include refinishing both gym floors, replacing the fencing around the practice field and student parking lot, and updating the lighting in classrooms and hallways. Students and faculty are very proud of our facilities and are appreciative of having such a nice school to attend every day.





Instructional Programs at Kenesaw



Public Schools

Kenesaw Public Schools continues to review current instructional programs for value and effectiveness. It is our belief that strong core programs coupled with research based instructional teaching practices will result in higher achievement by our students. The following are some important programs that KPS has put in place and is currently monitoring.

Reading – KPS is focused on developing each student’s reading fluency and comprehension through a balanced literacy program. Student progress monitoring is completed at specific intervals during the school year to adjust instruction and practices based upon individual student needs. Three elementary teachers have completed the LETRS training which is a two-year program designed to assist teachers with the skills needed to support struggling readers and provide all students will quality instruction. The Nebraska Department of Education has prioritized foundational



reading and has established a goal of 75% of 3rd graders being proficient in reading by 2030.



Math – KPS is also focused on improving the understanding of math skills as well as the application of these skills for each student. The Bridges math resource was adopted by the district for grades K-5 in 2019-2020, with 2020-2021 being the first year of full implementation. We continue to monitor our math curriculum to

make sure that it is supporting student learning as intended. Students in grade 6 are using Illustrated Math as their math curriculum. Illustrated Math is also used as a supplement math curriculum in grades 7-8. We will be reviewing potential math resources for 9-12 students in the coming months.



Career & Technical Education – In accordance with the state of Nebraska Career & Technology Strategic Priorities, Kenesaw Public Schools has established CTE programs in Agriculture, Skilled/Technical Sciences, Health Sciences & Education and Business encompassing multiple specific pathways that afford learners the opportunity to explore career options, identify their interests, and develop the knowledge and skills that prepare them to transition to postsecondary education and into entry-level careers. Students are able to explore career opportunities in an area of interest with hopes that it will lead them to a future career that they will enjoy and flourish in.

Ag/Science – Kenesaw Public Schools offers a strong Future Farmers of America chapter. This program supports the interests our students have in agriculture and leadership with a growing number of participants.

MTSS – Elementary teachers continue to implement the Multi-Tiered System of Supports (MTSS) framework which is composed of three tiers and is aimed at supporting struggling students in the areas of academics, behavior, and social emotional learning. Tier I provides a strong base to support the learning of all students. The second Tier level is for students that are within one year of being at grade level in reading or math and students that may be struggling with behavior or social/emotional issues at a lower level. This group of students is provided with timely interventions, extra practice, and additional instruction to support them with reaching grade level proficiency. Students are also provided small group opportunities and/or one-on-one instruction to assist them with closing the learning gap and meeting grade level competencies. Likewise, identified interventions are in place for student behavior and social/emotional concerns. Tier III is for students that are significantly behind academically, experiencing significant behavior issues at school, or are demonstrating heightened levels socially/emotionally. This tier represents a small portion of a student body.



Continuous School Improvement

Kenesaw Public Schools is preparing for the five-year external continuous improvement visit which will take place in the spring of 2025. This visit will focus on the work that has taken place with the action goals that we selected. KPS selected three goals for this improvement cycle. The first goal was in the area of reading, focusing on comprehension and fluency. A second goal in the area of math was also adopted. Here students are working to increase their math proficiency as well as increasing their ability to compute simple math problems mentally. The last goal focuses on increasing teacher instructional skills so that they can better support students during the learning process. Here, teachers

work to learn and implement research based instructional strategies so they can have a greater impact on student learning. This cycle will culminate with an external visit in the spring of the 2024-2025 school year. KPS is focused on increasing reading and math skills throughout this cycle for all students in the district. Our teachers also continue to work on student writing skills, the primary goal during the previous two five-year improvement cycles. During the summer of 2023, elementary teachers participated in a two-day training called Write Traits. This writing program is being implemented in all K-6 classrooms during the 2023-2024 school year. The continuous improvement process is ongoing as schools are always looking to improve and better support their students.



Kenesaw Public Schools Special Services

Kenesaw Public Schools offers a variety of special services for our preschoolers through age twenty-one. These services include: Speech Language, Physical Therapy, Occupational Therapy, resource teachers at the high school and elementary, an elementary aide, and several para-educators. It is our goal to provide the supports necessary for all students to achieve academic excellence at their individual best.

Transportation

Bus Name	Make of Bus	Year	Passenger Rating	Actual Passenger Capacity	Sept. 1st Mileage
Bus #11	Blue Bird	2011	38	31	100,654
Bus #12	Freight Liner	2012	59	39	180,218
Micro Bird #12	Chevy	2012	28	20	117,028
Micro Bird #18	Thomas Minotour	2018	30	20	75,784
Bus #21	Blue Bird	2021	71	46	32,098
Coach Bus	Prevost	2000	52	52	841,098
Excursion	Ford	2004	8		185,044
Van	Ford	2007	10		138,103
Pickup	Ford	2012	5		131,926
Expedition	Ford	2023	7		7,378



Kenesaw Public purchased a coach bus in the summer of 2024 for student activity trips. In addition to this bus we have two newer buses in our fleet. A 2021 Blue Bird which is used primarily for activity trips, and a 2018 Micro Bird that is used on one of our smaller school routes. We also have a 2011 Blue Bird and a 2012 Freightliner. Both of these buses are showing their age. The board will consider replacing these buses within the next few years. The 2012 Micro Bird has been a steady performer as has the 2018 Micro that is used for preschool routes. Kenesaw Public Schools runs three bus routes both before and after school each day. Also, a noon bus route takes our 3-year-old students home or to daycare after their school day is over.

Net Option Enrollment Students

Kenesaw Public Schools receives Foundation Aid which a portion of which is comprised of Net Option Funds. Net Option funding is the difference between out-of-district students opting into our district and in-district students opting out. The school district receives a dollar amount for each Net Option Student to help fund the cost associated with educating this group of students. We had a total of 17 net option students for the 2023-2024 school year which generated approximately \$196,000 in additional funds for the district. (17 X \$11,581)



Net Option Enrollment

Year	Option In Students	Option Out Students	Net Option Students
2018-2019	32	15	17
2019-2020	33	12	21
2020-2021	29	12	17
2021-2022	39	15	24
2022-2023	42	13	29
2023-2024	32	15	17
2024-2025	34	17	17

State Aide

Year	Dollar Amount
2017-2018	\$47,392.00
2018-2019	\$99,501.00
2019-2020	\$204,265.00
2020-2021	\$221,001.00
2021-2022	\$210,956.00
2022-2023	\$291,462.00
2023-2024	\$730,459.00
2024-2025	\$593,917.00

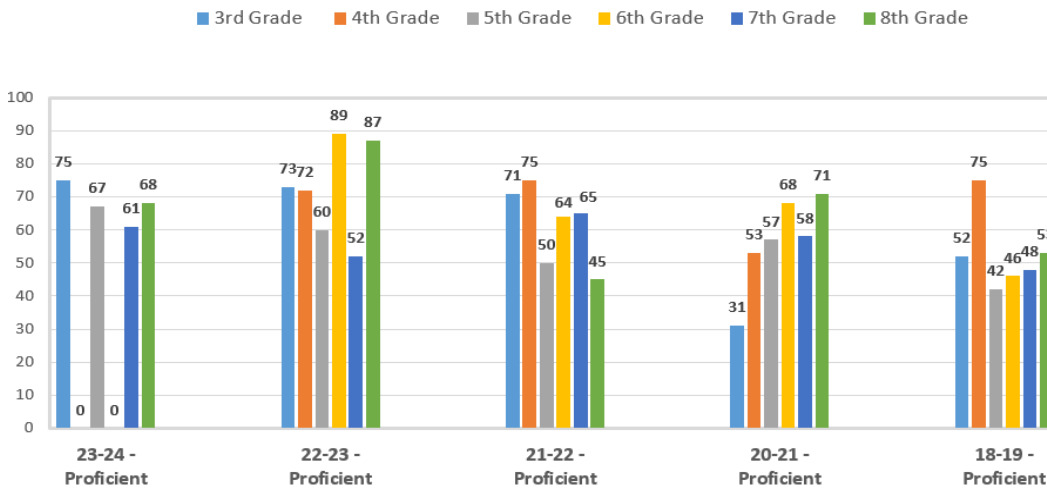
Kenesaw Public Schools State Aid History

Kenesaw Public Schools does not receive state funds through TEEOSSA, the Nebraska School Finance formula. Much of what we receive as state aid monetarily is through Foundation Aid which was implemented in 2023-2024. Foundation Aid is computed by multiplying the student average daily membership ADM by \$1,500 per student. For 2023-2024, this was \$11,581. Our ADM was 267.41 students. This contributed around \$400,000 of additional funds to the district and helped to lower the amount of property taxes that we rely on. One item to watch closely is the dollar amount per student which can be adjusted by the state. A lower contribution per student would result in the need to request additional funding through tax asking. As indicated in the chart, we began receiving these funds during the 2023-2024 school year. The amount of \$730,459 consists of Foundation Aid and Net Option Funding along with some other minimal contributions. This increase is helpful in meeting the rising costs of expenditures due to inflation and the costs associated with paying our teachers a higher wage. We will keep a close watch on this funding to determine whether the state of Nebraska has the ability to meet these funding expectations in future years.



Kenesaw Public Schools Assessment Data

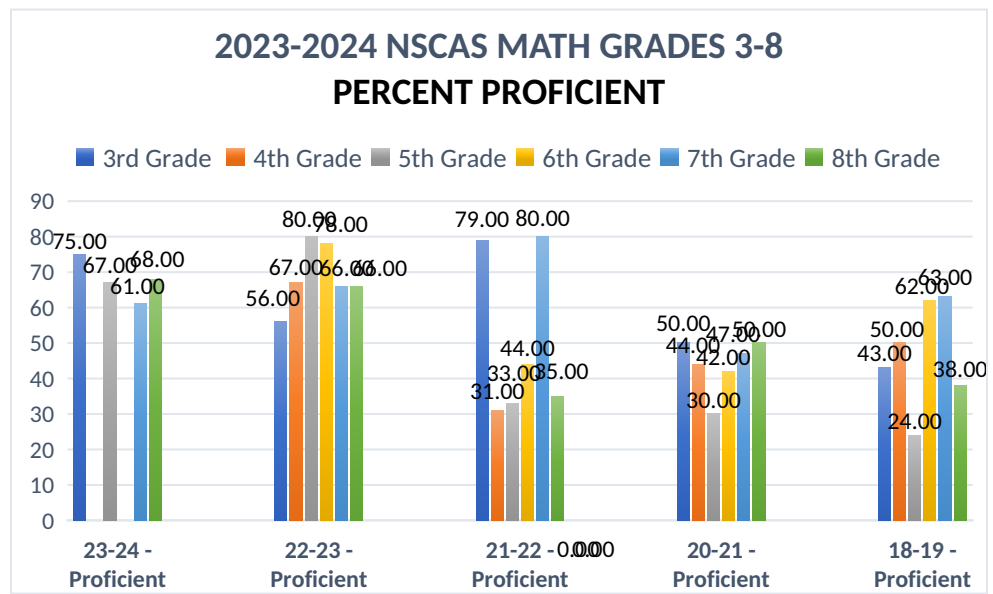
2023-2024 NSCAS ELA GRADES 3-8
PERCENT PROFICIENT



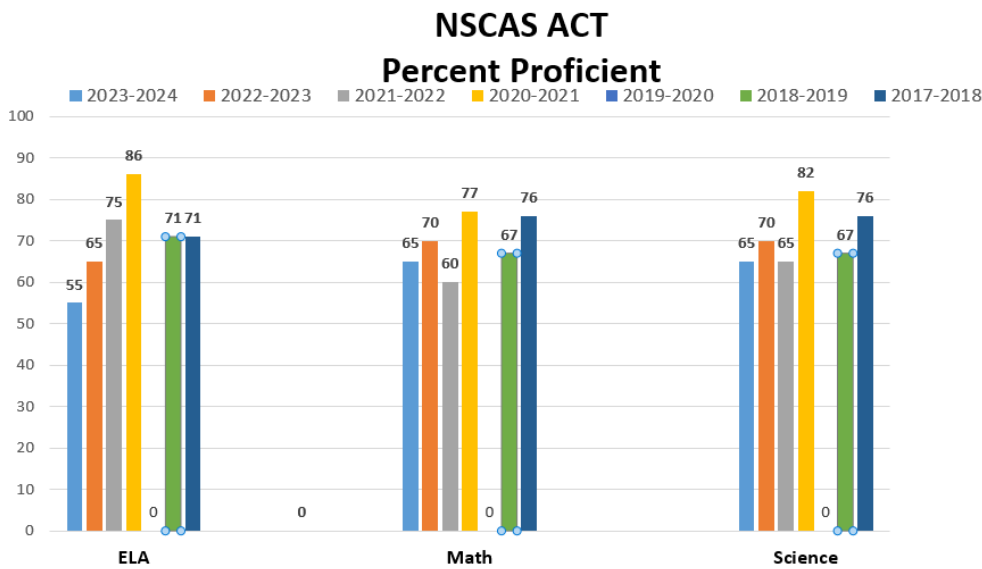
The state assessment in English Language Arts (ELA) is for grades 3rd through 8th and 11th. The 11th grade assessment is actually the reading portion of the ACT assessment. Kenesaw continues to focus on raising student reading scores and has implemented the MTSS program to provide quality instruction and to support struggling readers. The Nebraska Dept. of Ed. has prioritized reading and has set a goal of 75% reading proficiency by 2030.

In 23-24, 4th and 6th grades are not reflecting any scores. This is due to the size of these classes. If an identified area such as developing, on track, or advanced has less than ten students in the group, a percentage will not be provided.

Like ELA, the State Math assessment takes place in grades 3rd through 8th and 11th. A new math curriculum - Bridges Math - was implemented in 20-21 in grades K-5. KPS will continue to review and update resources as needed to better support student achievement. The Elementary was rated as a Great school in 23-24 for the AQuESTT rating. The school district was rated as Great as well.



In 23-24, 4th and 6th grades are not reflecting any scores. This is due to the size of these classes. If an identified area such as developing, on track, or advanced has less than ten students in the group, a percentage will not be provided.



Our 11th graders have performed tremendously over the past several State ACT assessments in ELA, math, and science. Due to COVID-19 our juniors did not take the assessment in 2019-2020. Kenesaw students perform well above the state averages in each curricular area. The Kenesaw Community should be proud of these students and their performance on the ACT Assessments.



AQuESTT RATING

Year	Elementary	Middle School	High School	District
2017-2018	Great	Excellent	Excellent	Excellent
2018-2019	Good	Good	Excellent	Great
2019-2020	Good	Good	Excellent	Great
*Due to COVID, the 19-20 Ratings Remained the Same as 18-19.				
2020-2021 No Ratings for 20-21. Ratings will begin again in 21-22				
2021-2022	Great	Excellent	Great	Great
2022-2023	Great	Great	Great	Great
2023-2024	Great	Good	Great	Great

Kenesaw Public Schools Demographics

KPS Teacher - Full Time Equivalency

Year	Elementary	High School	District
2017-2018	9.90	10.65	20.55
2018-2019	11.90	10.65	22.55
2019-2020	12.44	13.07	25.51
2020-2021	10.94	12.07	23.01
2021-2022	11.94	13.07	25.01
2022-2023	14.44	14.07	28.51
2023-2024	12	15	27



Student Enrollment

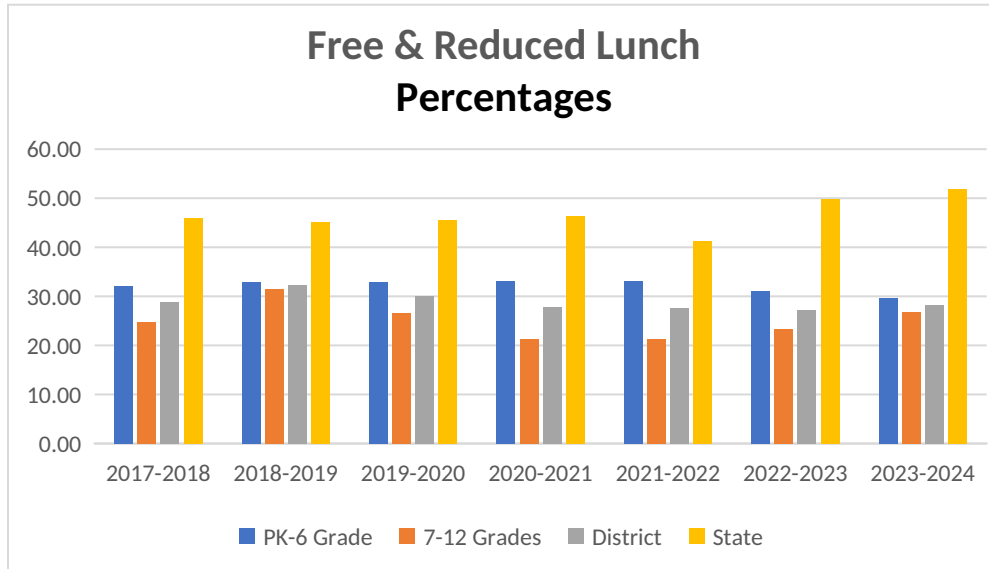
Year	PK	KG	1st	2nd	3rd	4th	5th	6th	7th	8th	9th	10th	11th	12th	TOTAL PK & Elem	TOTAL 7-12	TOTAL STUDENTS
2014-2015	21	19	19	12	20	17	22	16	17	17	24	19	24	21	146	122	268
2015-2016	18	21	23	22	14	24	20	22	19	16	20	26	22	26	164	129	293
2016-2017	23	17	22	18	20	13	24	19	21	18	20	19	24	22	156	124	280
2017-2018	19	20	13	25	17	19	13	24	20	21	17	19	17	27	150	121	271
2018-2019	30	17	17	14	23	17	18	13	20	23	24	20	21	19	149	127	276
2019-2020	26	18	13	17	14	22	16	17	14	19	25	22	15	25	143	120	263
2020-2021	21	16	18	15	17	15	23	19	18	14	19	23	21	18	144	113	257
2021-2022	19	15	18	22	14	16	17	24	20	19	22	23	20	24	145	128	273
2022-2023	24	11	16	19	20	18	15	19	27	23	20	21	26	24	142	141	283
2023-2024	30	10	12	18	21	21	18	15	18	25	23	19	20	26	145	131	276

- Student enrollment remains strong for KPS



Free & Reduced Lunch

Year	PK-6 Grade Percentage	7-12 Grades Percentage	District Percentage	State Percentage
2017-2018	32.00	24.79	28.78	45.83
2018-2019	32.89	31.50	32.25	45.21
2019-2020	32.87	26.67	30.04	45.60
2020-2021	33.10	21.24	27.84	46.33
2021-2022	33.10	21.26	27.57	41.31
2022-2023	30.99	23.40	27.21	49.88
2023-2024	29.66	26.72	28.26	51.80



KPS Special Education Population

Year	District	State
2018-2019	20.33%	15.48%
2019-2020	18.57%	15.56%
2020-2021	15.32%	15.67%
2021-2022	13.04%	15.92%
2022-2023	16.99%	16.45%
2023-2024	17.07%	16.77%

KPS College Going Rate

Year	District	Peer	State
2017-2018	74%	78%	75%
2018-2019	95%	78%	76%
2019-2020	93%	80%	73%
2020-2021	93%	81%	75%
2021-2022	73%	79%	73%
2022-2023	76%	82%	73%
2023-2024	86%	77%	72%

KPS Attendance Rate

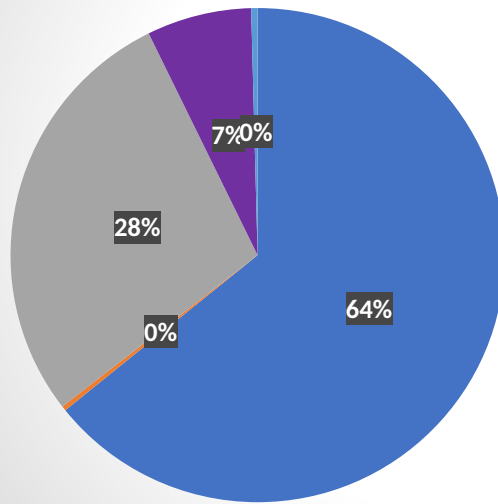
Year	District	Peer	State
2017-2018	97%	96%	94%
2018-2019	99%	95%	94%
2019-2020	99%	95%	94%
2020-2021	95%	95%	93%
2021-2022	95%	94%	92%
2022-2023	94%	93%	93%
2023-2024	94%	94%	93%

KPS Graduation Rate

Year	District	Peer	State
2017-2018	100%	99%	89%
2018-2019	88%	95%	88%
2019-2020	100%	95%	88%
2020-2021 No Data Available for 2020-2021			
2021-2022	89%	93%	88%
2021-2022	100%	94%	87%
2022-2023	100%	93%	87%
2023-2024	91%	94%	88%

KPS District Financial Data

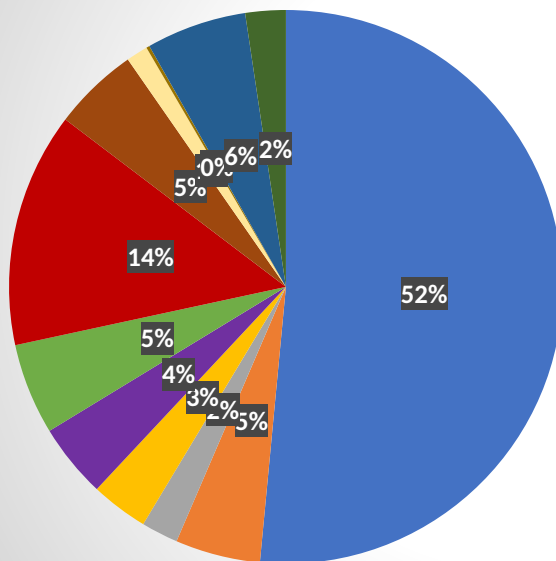
2023-2024 REVENUES



- Local Sources
- County & ESU Receipts
- State Sources
- Federal Sources
- Other Financing Sources

Local taxes generate 64% of the revenues used to run Kenesaw Public Schools. As a school district, we received very little aid from the state or federal government during the 2023-2024 school year even with the Foundation Aid contribution. For the 2023-2024 school year, the state increased state aid by approximately \$400,000 for KPS in an attempt to provide more state revenues and reduce reliance on property taxes. The state of Nebraska also increased Special Education reimbursement from 42% in 2022 to 80% in 2023 (a state statute requirement) which will help with educating this population of students greatly. Further, the state initiated a 3% general fund revenue lid preventing school boards from levying a tax amount above this even amount. This is another example of erosion of local control.

2023-2024 DISBURSEMENTS



- Instruction
- Support Services - Students
- Support Services - Instruction
- General Administration
- Office of the Principal
- Central Services
- Operation & Maintenance of Plant
- Transportation - Regular Education
- State Categorical Programs
- Facilities
- Federal Programs
- Transfers to Nutrition & Activities

Instruction and Operation & Maintenance of the Facility make up around 66% of all school expenditures. Support services for students and instruction make up another 5% and 2% respectively.

Taxes Levied on a \$100,000 Home

Year	Total Mill Levy	Home Value	(Per Month)	(Per Year)
2017-2018	0.801002	100000	\$66.75	\$801.00
2018-2019	0.832407	100000	\$69.37	\$832.41
2019-2020	0.908423	\$100,000.00	\$75.70	\$908.42
2020-2021	0.943785	\$100,000.00	\$78.65	\$943.79
2021-2022	0.979656	\$100,000.00	\$81.64	\$979.66
2022-2023	0.952432	\$100,000.00	\$79.37	\$952.43
2023-2024	0.893538	\$100,000.00	\$74.46	\$893.54
2024-2025	0.833396	\$100,000.00	\$69.45	\$833.40

Kenesaw Public Schools Levy Information

Year	Students PK - 12	Assessed Valuation	One Cent of The Levy Generates	General Fund Levy	General Fund Levy Amount	Spec. Bldg Fund Levy	Spec. Bldg. \$ Amount	Bond Fund Levy	Bond \$ Amount	TOTAL LEVY	TOTAL TAX REQUEST
2017-2018	271	\$467,621,479.00	\$46,762.15	65.23	\$3,050,294.91	10.37	\$484,923.47	7.99	\$373,629.56	83.59	\$3,908,847.94
2018-2019	276	\$459,812,697.00	\$45,981.27	61.76	\$2,839,803.22	13.95	\$641,438.71	7.53	\$346,238.96	83.24	\$3,827,480.89
2019-2020	263	\$453,659,891.00	\$45,365.99	78.48	\$3,560,322.82	4.56	\$206,868.91	7.79	\$353,401.06	90.83	\$4,120,592.79
2020-2021	257	\$439,344,332.00	\$43,934.43	82.19	\$3,610,971.06	4.60	\$202,098.39	7.59	\$333,462.35	94.38	\$4,146,531.81
2021-2022	270	\$436,145,588.00	\$43,614.56	85.58	\$3,732,533.94	4.75	\$207,169.15	7.64	\$333,215.23	97.97	\$4,272,918.33
2022-2023	287	\$462,770,494.00	\$46,277.05	81.03	\$3,749,829.31	6.9	\$319,311.64	7.31	\$338,285.23	95.24	\$4,407,426.18
2023-2024	279	\$505,851,615.00	\$50,585.16	74.38	\$3,762,524.20	7.99	\$404,175.43	6.99	\$353,590.27	89.35	\$4,519,784.05
2024-2025	267	\$554,104,583.00	\$55,410.46	71.31	\$3,951,319.90	5.65	\$313,069.10	6.38	\$353,518.73	83.34	\$4,617,907.74

The total tax request for the past five years has hovered in the 4.1 to 4.5 million-dollar range. Higher salary costs for teachers and staff coupled with increased costs to operate the school building have resulted in the higher overall expenditure amounts.



Kenesaw Public School District Assessed Property Values by County

Year	Adams	Kearney	Hall	TOTAL ASSESSED VALUATION
2017-2018	\$389,591,774.00	\$51,766,706.00	\$26,262,999.00	\$467,621,479.00
2018-2019	\$385,950,422.00	\$49,376,216.00	\$24,486,059.00	\$459,812,697.00
2019-2020	\$382,594,525.00	\$47,936,054.00	\$23,129,312.00	\$453,659,891.00
2020-2021	\$374,859,904.00	\$43,926,667.00	\$20,557,761.00	\$439,344,332.00
2021-2022	\$371,611,483.00	\$44,048,762.00	\$20,485,343.00	\$436,145,588.00
2022-2023	\$396,852,049.00	\$45,188,678.00	\$20,729,767.00	\$462,770,494.00
2023-2024	\$433,028,195.00	\$50,712,920.00	\$22,110,500.00	\$505,851,615.00
2024-2025	\$ 473,029,000.00	\$ 57,460,574.00	\$ 23,615,009.00	\$554,104,583.00

Total Assessed Valuations for the 2023-2024 school year reflected a significant increase, the highest amount since 2016-2017. Valuations also showed a substantial increase for the 2024-2025 tax year with an increase of \$48,252,968. This is the third year in a row for a valuation increase after several years of decreasing valuations. This allows the district to not have to considerably increase the levy request to meet the needs of growing expenditure costs.