

# Kenesaw Public Schools

## 2022-2023 Annual Report



### **Purpose of Annual Report**

The 2022-2023 Annual Report is submitted to the patrons of Kenesaw Public Schools in accordance with the accreditation rules set forth by the Nebraska Department of Education. The annual report provides patrons with information regarding our school demographics, student achievement, financial information, and much more. This report highlights many of the significant achievements the district has accomplished or is working toward, as well as, challenges that we are faced with.

### **Rich Tradition and Strong Community Support**

Kenesaw Public Schools has a long history of outstanding academic accomplishments and superior activities and sports teams which continues to this day. With strong community backing, and a sense of pride in the school system, patrons persistently support school district initiatives that allow all students to grow and achieve at a level commensurate with their individual best. With such a rich history and strong community backing, the future is bright for Kenesaw Public Schools and the students that make up this outstanding institution.

### **Vision/Motto – INSPIRE EXCELLENCE**

With the help of many Kenesaw stakeholders during the strategic planning process, Kenesaw Public Schools decided upon a new vision/motto. Our vision, **INSPIRE EXCELLENCE**, is simply stated and easy to remember, and yet very powerful. It is our desire for every Kenesaw student to reach their individual level of excellence so that they may be the very best version of themselves.

### **Mission**

Teachers, students, community members, business owners, administration, and board members all participated in the development of our current mission statement. It reads as follows: *In partnership with our community, we will provide a specially designed and challenging education, encourage positive citizenship, and promote lifelong learning.*

## Kenesaw Board of Education

Kenesaw Public Schools has a six-member board. The 2022-2023 board members include: Marlin Kimle, President, Kay Sidders, Vice President, Shandra Uden, Secretary, Tonya Jensen, Treasurer, Troy Legg, member, Katheryn Schneider, member. We appreciate the commitment of time and energy that our board members contribute to our school district. They strive to make certain that all of our students receive an outstanding education regardless of the career they choose to pursue. Public notice of board meetings is advertised in the Hastings Tribune Newspaper. Board minutes, board policy, and board meeting agendas can be found on the Kenesaw Public Schools website – [www.kenesawschools.org](http://www.kenesawschools.org)



## Kenesaw Public Schools Facilities



Kenesaw Public Schools provides its students, parents, and community with outstanding facilities for both academic and extracurricular purposes. The Kenesaw Board continues to work toward maintaining and improving the facility each year and is guided by a long-term facility plan to direct facility discussions. The current focus for the district is identifying a wrestling space for our boys and girls wrestling teams. The architect firm, Carlson West Povondra, is supporting the school district with creating a Master Facility Plan. This plan will address the future needs of our school by identifying multiple solutions to current facility necessities. During the summer of 2023, the auxiliary gym was updated. The gym floor was sanded down to bare wood for the first time in nearly 30 years and then refinished. New bleachers were installed as well as new stage curtains. Many positive compliments were received by patrons on how this project turned out. Kenesaw is lucky to have two competitive gyms which allow us to host tournaments and state competitions.

The community of Kenesaw should be proud of the district facilities that are offered to resident students. The building is being well maintained and will provide many future Blue Devils with an outstanding learning environment for years to come.

### **Instructional Programs at Kenesaw Public Schools**

Kenesaw Public Schools continues to review current instructional programs for value and effectiveness. It is our belief that strong core programs coupled with research based instructional teaching practices will result in higher achievement by our students. The following are some important programs that KPS has put in place and is currently monitoring.



**Reading** – KPS is focused on developing each student’s reading fluency and comprehension through a balanced literacy program. Student progress monitoring is completed at specific intervals during the school year to adjust instruction and practices based upon individual student needs. Elementary teachers are participating in the Science of Reading professional development through ESU 9 to enhance their ability to meet the needs of struggling readers. We also have two teachers working toward their certificate in LETRS reading training. This is a two-year program that these two teachers volunteered to participate in which will provide two expert reading instructors for our district. For 2023-2024, a new reading resource, Into Reading (supported by Foundations and Geodes) is being implemented. Our teachers were active participants in the selection of these reading resources.

**Math** – KPS is also focused on improving the understanding of math skills as well as the application of these skills for each student. The Bridges math resource was adopted by the



district for grades K-5 in 2019-2020, with 2020-2021 being the first year of full implementation. We will continue to monitor our math curriculum to make sure that it is supporting student learning as intended. Students in grade 6 are using Illustrated Math as their math curriculum. Illustrated Math is also used as a supplement math curriculum in grades 7-8. We continue to strive to provide math instruction that supports higher learning with the intent of raising assessment scores.

**Career & Technical Education** – In accordance with the state of Nebraska Career & Technology Strategic Priorities, Kenesaw Public Schools has established CTE programs in Agriculture, Skilled/Technical Sciences, Health Sciences & Education and Business encompassing multiple specific career pathways that afford learners the opportunity to explore career options, identify their interests, and develop the knowledge and skills that prepare them to

transition to postsecondary education and into entry-level careers. Students are asked to take an entry level class their first year, followed by an intermediate and capstone class. Students are able to explore career opportunities in an area of interest which we hope will lead them to a future career that they will enjoy and flourish in. Junior high students participate in a rotation of career class offerings where they can begin exploring career interests and aptitude.

**Ag/Science** – Kenesaw Public Schools offers a strong Future Farmers of America chapter. This program continues to support the interests our students have in agriculture and leadership with a growing number of participants. Currently, there are forty-eight students in grades 7-12 participating in the program. Mrs. Meyer, the Ag Science teacher, is working hard to make Kenesaw's chapter one of the best.

**MTSS** – The elementary teachers continue to implement the Multi-Tiered System of Supports (MTSS) framework which is composed of three tiers and is



aimed at supporting struggling students in the areas of academics, behavior, and social emotional learning. Tier 1 provides a strong base to support the learning of all students. The second Tier level is for students that are within one year of being at grade level in reading or math and students that may be struggling with behavior or social/emotional issues at a lower level. This group of students is provided with timely

interventions, extra practice, and additional instruction to support them with reaching grade level proficiency. Students are also provided small group opportunities and/or one-on-one instruction to assist them with closing the learning gap and meeting grade level expectations. Likewise, identified interventions are in place for student behavior and social/emotional concerns. Tier 3 is for students that are significantly behind academically,



experiencing significant behavior issues at school, or are demonstrating heightened levels social/emotionally. This tier represents a small portion of a student body.

## **Kenesaw School Board, Village Board, and Kenesaw Community Development Board Work Together to Benefit the Entire Community of Kenesaw**



By supporting one another and working together, the Kenesaw School Board, Village Board, and Kenesaw Community Development Board put the needs of the community and our students first. These boards continue to work toward the betterment of the Kenesaw community by identifying ways to work together and pool resources so that significant projects can be completed and our local tax dollars put to best use. The Kenesaw United Child Care Coalition and the development of residential lots to provide additional housing are two primary examples of how the boards have worked closely together. KUCCC continues to provide care for babies, toddlers, and elementary students to meet the needs of our working parents. We are so lucky to have such a wonderful facility to provide care for our children during the working day and outside of school ours.

The school district worked closely with KUCCC at its inception to provide equipment and resources to support the children in their care. KUCCC is currently using the KPS facility to provide a space for their elementary level after school program. Additionally, KUCCC is meeting the child care needs of several KPS district employees increasing the likelihood that these students will attend school in our district.



## **Continuous School Improvement**

Kenesaw Public Schools continues to work toward the goals established for the current Continuous School Improvement Cycle. This cycle will culminate with an external visit in the spring of the 2024-2025 school year. KPS is focused on increasing reading and math skills throughout this cycle for all students in the district. An additional goal will be based on increasing teacher instructional effectiveness through the use of the Marzano Instructional Framework. We believe that



quality teaching results in increased student learning. Our teachers also continue to work on student writing skills, the primary goal during the previous two five-year improvement cycles. During the summer of 2023, elementary teachers participated in a two-day training called Write Traits. This writing program is being implemented in all K-6 classrooms during the 2023-2024 school year. In addition, another school improvement initiative that KPS will focus on is High Reliability Schools - HRS. HRS has three primary levels that our district will be working toward completing. Level one emphasizes providing a safe and orderly school environment while levels two and three address effective teaching and maintaining a guaranteed and viable curriculum. By successfully completing the current school improvement cycle and meeting the requirements of a Highly Reliable School, Kenesaw Public Schools will provide a more engaging and focused learning experience for our students.

## **Kenesaw Public Schools Special Services**

Kenesaw Public Schools Offers a variety of special services for our preschoolers through age twenty-one. These services include: Speech Language, Physical Therapy, Occupational Therapy, resource teachers at the high school and elementary, an elementary aide, and several para-educators. It is our goal to provide the supports necessary for all students to achieve academic excellence at their individual best. One positive that should be pointed out is that the state of Nebraska is now reimbursing approximately 80% of all special education expenditures. This is up from the 42% that districts were reimbursed the past many years. This additional financial support from the state will allow our district to provide the services necessary so all students can learn at high levels.



## **Did you Know?**

- Mrs. LeClaire wrote and received the Voya Unsung Heroes Grant for \$2,000. This grant was awarded to schools implementing innovative programs that take student learning to new heights. KPS will use the funds to provide needed equipment for the culinary arts career pathway.
- Kenesaw Public Schools participated in the NDE Rule 10 School Accreditation Review. KPS successfully met all of the accreditation requirements listed under Rule 10. Todd Wolverton, a NDE Accreditation Specialist stated, "The Leadership at Kenesaw Public Schools most definitely has the best interest of students, parents, and community members in mind as they implement the system's educational program. As a former high school principal, I do want to make

sure to acknowledge the wonderful work that has been done to provide opportunities for your students. Establishing the AP Courses as well as having all six of the recommended pathways in place is a gift to your students and their families."

- Our High School Quiz Bowl team qualified for the State Quiz Bowl competition.
- KPS has a Beef in Schools Program. Utilizing the beef from this program, several community businesses have volunteered to grill hamburgers for all of the Kenesaw students. This year we have scheduled five times throughout the school year that this group will cook for the kids! We appreciate all the local businesses and their efforts to support our school and students! Thank you!
- Kristen Benton, KPS science educator, is one of three state finalists for the 2023 Presidential Award of Excellence in Math & Science Teaching. This is an outstanding recognition for Kristen and KPS.
- Ten of our FFA students participated at the Nebraska State competition.
- A group of twenty-six students and six adults participated in a trip to Costa Rica. The students took part in several fundraisers to pay for this trip. Mrs. DeWitt, the Spanish teacher, accompanied the students to Costa Rica.



## Transportation

| Bus Name       | Make of Bus     | Year | Passenger Rating | Actual Passenger Capacity | Sept. 1st Mileage |
|----------------|-----------------|------|------------------|---------------------------|-------------------|
| Bus #11        | Blue Bird       | 2011 | 38               | 31                        | 91,560            |
| Bus #12        | Freight Liner   | 2012 | 59               | 39                        | 167,340           |
| Micro Bird #12 | Chevy           | 2012 | 28               | 20                        | 114,704           |
| Micro Bird #18 | Thomas Minotour | 2018 | 30               | 20                        | 64,145            |
| Bus #21        | Blue Bird       | 2021 | 71               | 46                        | 24,294            |
| Excursion      | Ford            | 2004 | 8                |                           | 177,146           |
| Van            | Ford            | 2007 | 10               |                           | 132,233           |
| Pickup         | Ford            | 2012 | 5                |                           | 122,872           |
| Expedition     | Ford            | 2023 | 7                |                           | 0                 |

Kenesaw Public has two newer buses in their fleet. A 2021 Blue Bird which is used primarily for activity trips, and a 2018 Micro Bird that is used on one of our smaller routes.



We also have a 2011 Blue Bird and a 2012 Freightliner. Both of these buses are showing age. The board will consider replacing these buses within the next two to four years. We are hoping to take advantage of bus grant opportunities to help pay for newer buses. When the 2021 bus was purchased, fall of 2019, grant funds contributed nearly \$45,000. The 2012 Micro Bird has been a steady performer as has the 2018 Micro that is used for preschool routes. Kenesaw Public Schools runs three bus routes both before and after school each day. Also, a noon bus route takes our 3-year-old students home or to daycare each day.



### Net Option Enrollment Students

Kenesaw Public Schools currently does not receive any state aid funding at this time. We do receive Net Option funding, which is the difference between out-of-district students opting into our district and in-district students opting out. The school district receives a dollar amount for each Net Option Student to help fund the cost associated with educating this group of students. We had 29 net option students for the 2022-2023 school year.

### Net Option Enrollment

| Year      | Option In Students | Option Out Students | Net Option Students |
|-----------|--------------------|---------------------|---------------------|
| 2018-2019 | 32                 | 15                  | 17                  |
| 2019-2020 | 33                 | 12                  | 21                  |
| 2020-2021 | 29                 | 12                  | 17                  |
| 2021-2022 | 39                 | 15                  | 24                  |
| 2022-2023 | 42                 | 13                  | 29                  |



### Kenesaw Public Schools State Aid History

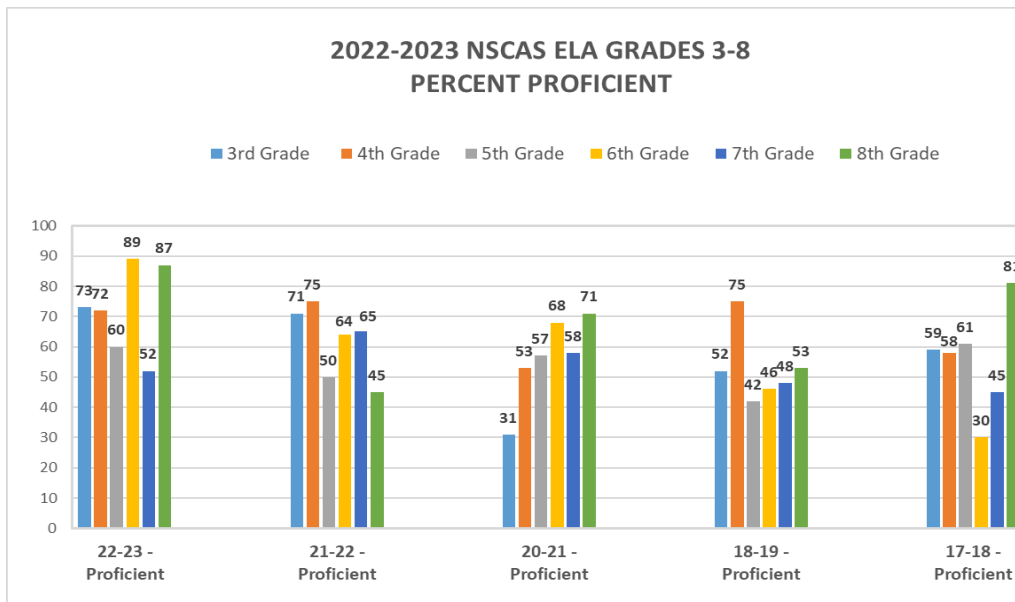
Kenesaw Public Schools does not receive state aid through TEEOSSA, the Nebraska School Finance formula. In the past, much of what we received monetarily and is considered “State Aid,” is the result of funding provided for Net Option Students. For the 23-24 school year, state legislation reduced the Kenesaw Public Schools tax request amount by \$155,719 and also eliminated the Net Option money of \$291,462. The state of Nebraska did provide Foundation funding of \$730,459, resulting in an increase of funds for 23-24 of \$283,278. This increase is helpful in meeting the rising costs of expenditures due to inflation and the costs associated with paying our teachers a higher wage. Our funding here has increased over the past couple of years which is helpful and provides some minimal relief to local property taxes. We will keep a close watch on this funding to determine whether the state of Nebraska has the ability to meet these funding expectations in future years.

## State Aide

| Year      | Dollar Amount |
|-----------|---------------|
| 2011-2012 | \$118,589.00  |
| 2012-2013 | \$90,208.00   |
| 2013-2014 | \$97,244.00   |
| 2014-2015 | \$111,001.00  |
| 2015-2016 | \$97,132.00   |
| 2016-2017 | \$64,745.00   |
| 2017-2018 | \$47,392.00   |
| 2018-2019 | \$99,501.00   |
| 2019-2020 | \$204,265.00  |
| 2020-2021 | \$221,001.00  |
| 2021-2022 | \$210,956.00  |
| 2022-2023 | \$291,462.00  |
| 2023-2024 | \$730,459.00  |



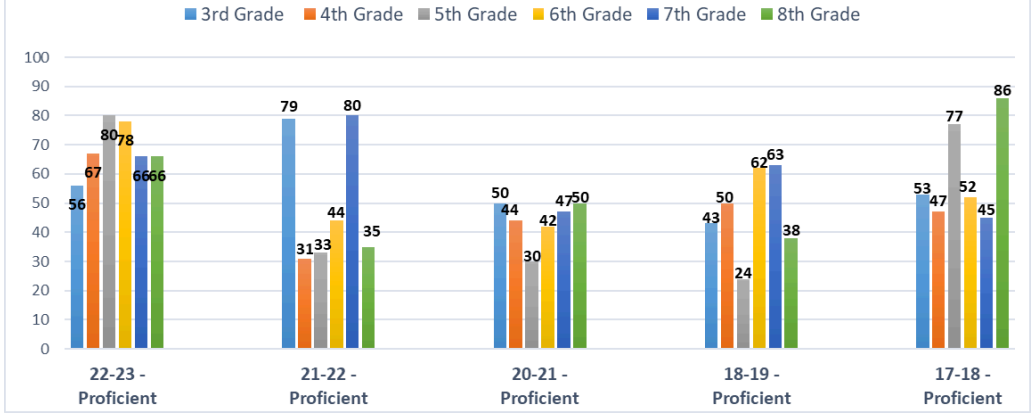
## Kenesaw Public Schools Assessment Data



The state assessment in English Language Arts is for grades 3<sup>rd</sup> through 8<sup>th</sup> and 11<sup>th</sup>. It is referred to as NSCAS-ELA. Kenesaw continues to focus on raising student reading scores and has implemented programs and support services at the elementary level aimed to support struggling readers.

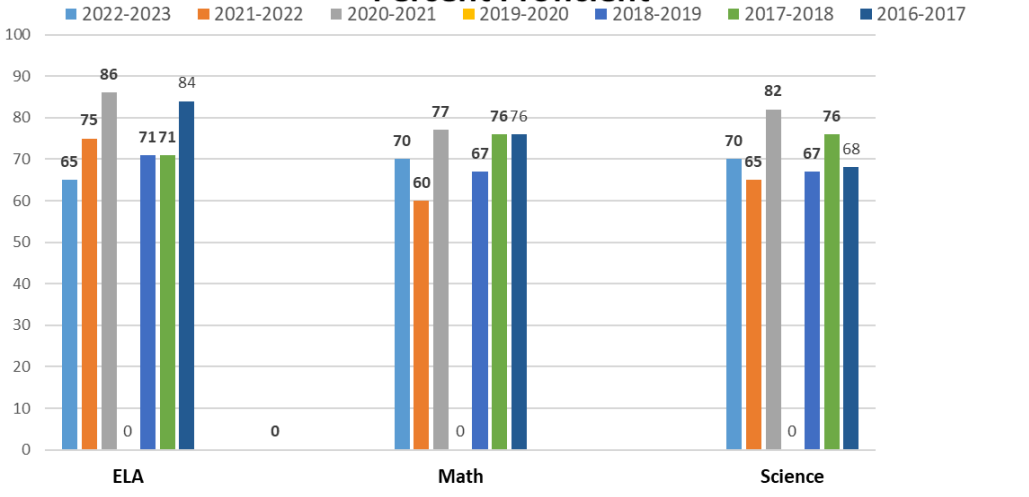
Like ELA, the State Math assessment takes place in

### 2022-2023 NSCAS MATH GRADES 3-8 PERCENT PROFICIENT



Our 11<sup>th</sup> graders have performed tremendously over the past several State ACT assessments in ELA, math, and science. Due to COVID-19 our juniors did not take the assessment in 2019-2020. Kenesaw students perform well above the state averages in each curricular area. The Middle School was rated Great and the High School was rated Great for 22-23 AQuESTT. The Kenesaw Community should be proud of these students.

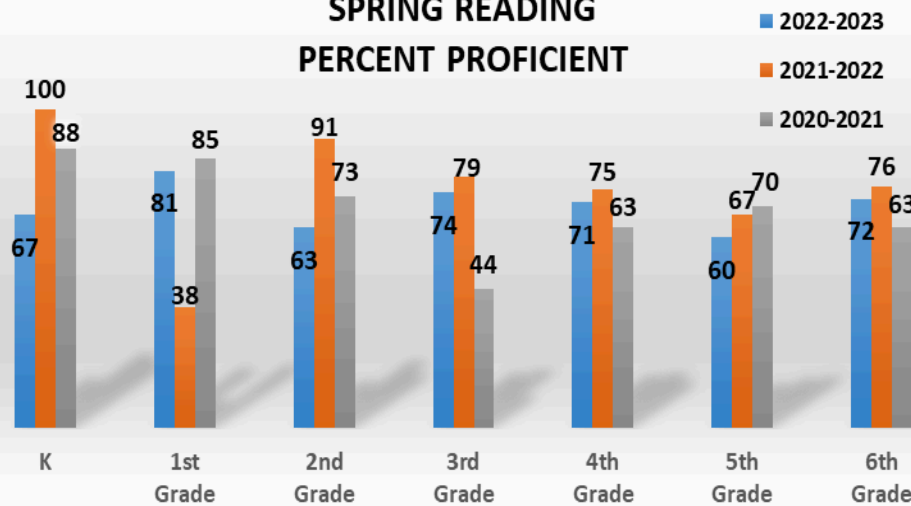
### NSCAS ACT Percent Proficient



## 2022-2023 NWEA MAP GROWTH

### SPRING READING

#### PERCENT PROFICIENT



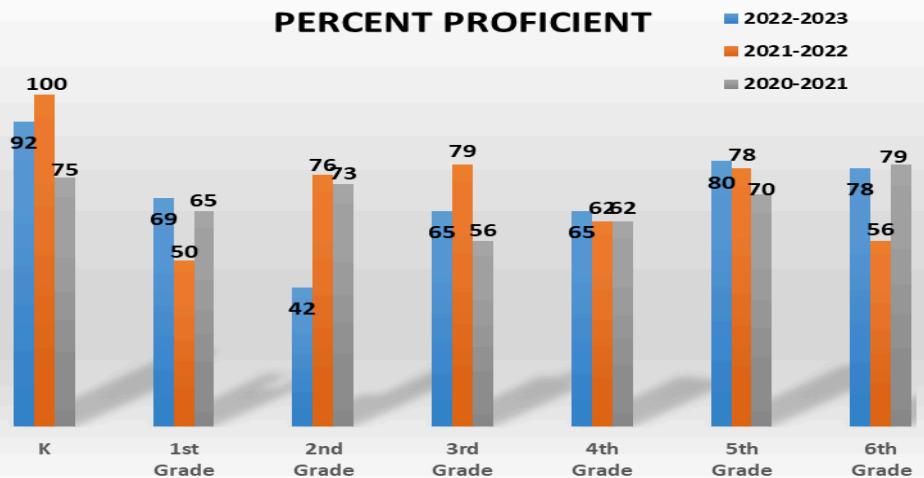
The Elementary is currently using NWEA MAP Growth assessments in the fall, winter, and spring for students not taking the NSCAS Growth assessment. The state NSCAS assessment given in the spring was developed by NWEA, the same company that writes the NWEA MAP Growth assessments. In most elementary grades, KPS will only use the NSCAS assessment to determine student growth in the future.

It is important for all students to achieve a level of reading that allows them to be successful in life. KPS is working to put in place measures that ensure most all students are reading at or above grade level by the time they enter 7<sup>th</sup> grade. Student math scores also continue to be a focus for the district. New resources for math have been implemented and the district continues to monitor them and the impact they have on student learning.

## 2022-2023 NWEA MAP GROWTH

### SPRING MATH

#### PERCENT PROFICIENT



## AQuESTT RATING

| Year   | Elementary  | Middle School | High School | District  |
|--|---|---------------|-------------|-----------|
| 2017-2018  | Great   | Excellent     | Excellent   | Excellent |
| 2018-2019  | Good  | Good          | Excellent   | Great     |
| 2019-2020  | Good  | Good          | Excellent   | Great     |
| *Due to COVID, the 19-20 Ratings Remained the Same as 18-19. |   |               |             |           |
| 2020-2021  | No Ratings for 20-21. Ratings will begin again in 21-22 |               |             |           |
| 2021-2022  | Great   | Excellent     | Great       | Great     |
| 2022-2023  | Great   | Great         | Great       | Great     |

## Kenesaw Public Schools Demographics



### KPS Teacher - Full Time Equivalency

| Year      | Elementary | High School | District |
|-----------|------------|-------------|----------|
| 2015-2016 | 9.4        | 10.4        | 19.8     |
| 2016-2017 | 9.90       | 10.9        | 20.8     |
| 2017-2018 | 9.90       | 10.65       | 20.55    |
| 2018-2019 | 11.90      | 10.65       | 22.55    |
| 2019-2020 | 12.44      | 13.07       | 25.51    |
| 2020-2021 | 10.94      | 12.07       | 23.01    |
| 2021-2022 | 11.94      | 13.07       | 25.01    |
| 2022-2023 | 14.44      | 14.07       | 28.51    |

### Student Enrollment

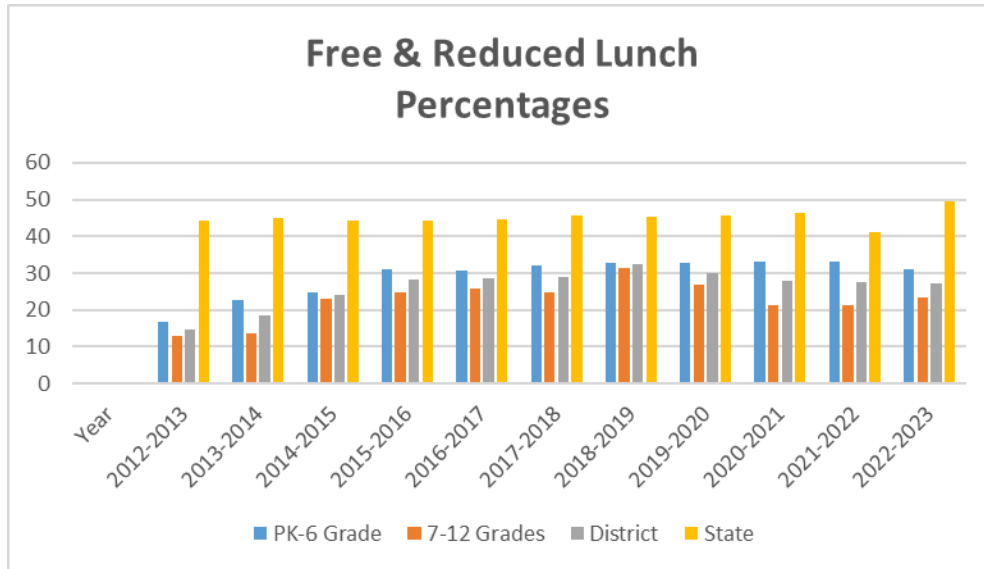
| Year      | PK | KG | 1st | 2nd | 3rd | 4th | 5th | 6th | 7th | 8th | 9th | 10th | 11th | 12th | TOTAL<br>PK & Elem | TOTAL<br>7-12 | TOTAL<br>STUDENTS |
|-----------|----|----|-----|-----|-----|-----|-----|-----|-----|-----|-----|------|------|------|--------------------|---------------|-------------------|
| 2010-2011 | 16 | 24 | 19  | 16  | 16  | 17  | 19  | 16  | 21  | 19  | 15  | 25   | 28   | 30   | 143                | 138           | 281               |
| 2011-2012 | 8  | 15 | 21  | 17  | 14  | 13  | 14  | 19  | 14  | 19  | 21  | 15   | 23   | 25   | 121                | 117           | 238               |
| 2012-2013 | 15 | 10 | 19  | 15  | 17  | 12  | 12  | 14  | 20  | 11  | 21  | 18   | 15   | 24   | 114                | 109           | 223               |
| 2013-2014 | 22 | 18 | 11  | 19  | 15  | 19  | 15  | 14  | 14  | 20  | 18  | 22   | 19   | 17   | 133                | 110           | 243               |
| 2014-2015 | 21 | 19 | 19  | 12  | 20  | 17  | 22  | 16  | 17  | 17  | 24  | 19   | 24   | 21   | 146                | 122           | 268               |
| 2015-2016 | 18 | 21 | 23  | 22  | 14  | 24  | 20  | 22  | 19  | 16  | 20  | 26   | 22   | 26   | 164                | 129           | 293               |
| 2016-2017 | 23 | 17 | 22  | 18  | 20  | 13  | 24  | 19  | 21  | 18  | 20  | 19   | 24   | 22   | 156                | 124           | 280               |
| 2017-2018 | 19 | 20 | 13  | 25  | 17  | 19  | 13  | 24  | 20  | 21  | 17  | 19   | 17   | 27   | 150                | 121           | 271               |
| 2018-2019 | 30 | 17 | 17  | 14  | 23  | 17  | 18  | 13  | 20  | 23  | 24  | 20   | 21   | 19   | 149                | 127           | 276               |
| 2019-2020 | 26 | 18 | 13  | 17  | 14  | 22  | 16  | 17  | 14  | 19  | 25  | 22   | 15   | 25   | 143                | 120           | 263               |
| 2020-2021 | 21 | 16 | 18  | 15  | 17  | 15  | 23  | 19  | 18  | 14  | 19  | 23   | 21   | 18   | 144                | 113           | 257               |
| 2021-2022 | 19 | 15 | 18  | 22  | 14  | 16  | 17  | 24  | 20  | 19  | 22  | 23   | 20   | 24   | 145                | 128           | 273               |
| 2022-2023 | 24 | 11 | 16  | 19  | 20  | 18  | 15  | 19  | 27  | 23  | 20  | 21   | 26   | 24   | 142                | 141           | 283               |

- Student enrollment remains strong for KPS



## Free & Reduced Lunch

| Year      | PK-6 Grade Percentage | 7-12 Grades Percentage | District Percentage | State Percentage |
|-----------|-----------------------|------------------------|---------------------|------------------|
| 2012-2013 | 16.67                 | 12.84                  | 14.80               | 44.18            |
| 2013-2014 | 22.56                 | 13.64                  | 18.52               | 44.93            |
| 2014-2015 | 24.66                 | 22.95                  | 23.88               | 44.23            |
| 2015-2016 | 31.10                 | 24.81                  | 28.33               | 44.12            |
| 2016-2017 | 30.77                 | 25.81                  | 28.57               | 44.65            |
| 2017-2018 | 32.00                 | 24.79                  | 28.78               | 45.83            |
| 2018-2019 | 32.89                 | 31.50                  | 32.25               | 45.21            |
| 2019-2020 | 32.87                 | 26.67                  | 30.04               | 45.60            |
| 2020-2021 | 33.10                 | 21.24                  | 27.84               | 46.33            |
| 2021-2022 | 33.10                 | 21.26                  | 27.57               | 41.31            |
| 2022-2023 | 30.99                 | 23.40                  | 27.21               | 49.66            |



## KPS Special Education Population

| Year      | District | State  |
|-----------|----------|--------|
| 2018-2019 | 20.33%   | 15.48% |
| 2019-2020 | 18.57%   | 15.56% |
| 2020-2021 | 15.32%   | 15.67% |
| 2021-2022 | 13.04%   | 15.92% |
| 2022-2023 | 16.99%   | 16.45% |

## KPS Graduation Rate

| Year                                      | District | Peer | State |
|---|----------|------|-------|
| 2017-2018                                 | 100%     | 99%  | 89%   |
| 2018-2019                                 | 88%      | 95%  | 88%   |
| 2019-2020                                 | 100%     | 95%  | 88%   |
| 2020-2021 No Data Available for 2020-2021 |          |      |       |
| 2021-2022                                 | 89%      | 93%  | 88%   |
| 2021-2022                                 | 100%     | 94%  | 87%   |
| 2022-2023                                 | 100%     | 93%  | 87%   |

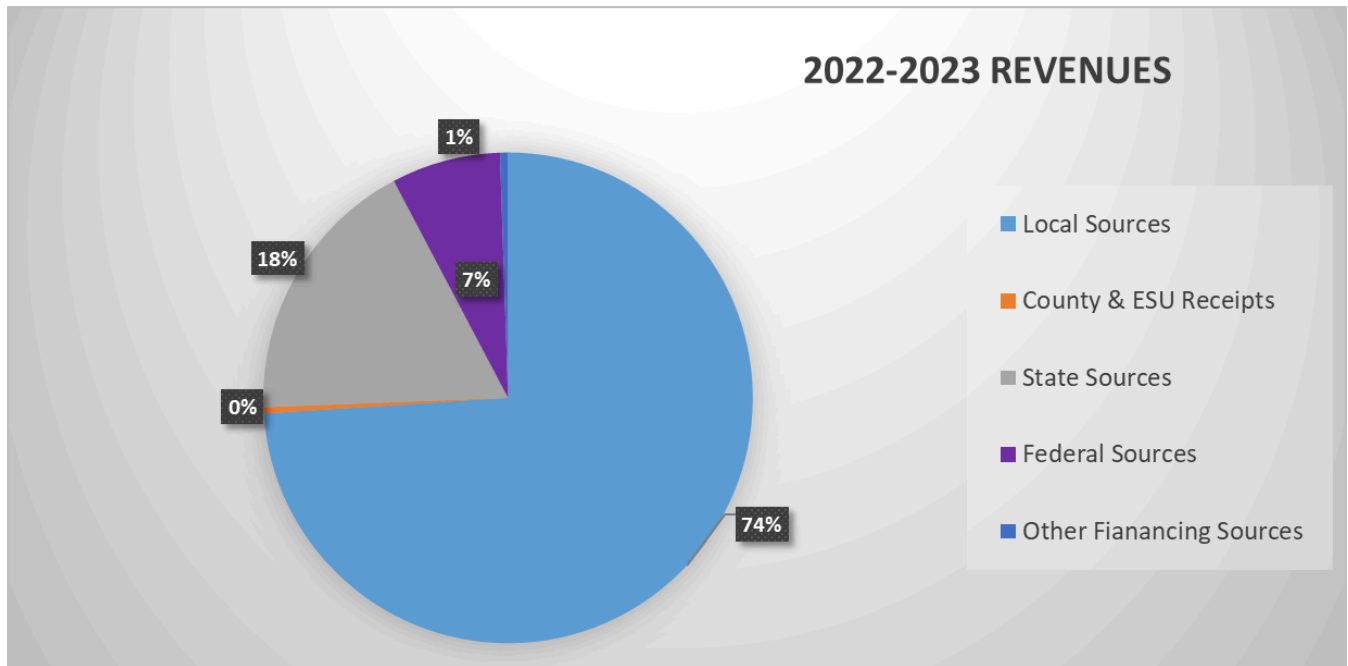
## KPS College Going Rate

| Year      | District | Peer | State |
|-----------|----------|------|-------|
| 2017-2018 | 74%      | 78%  | 75%   |
| 2018-2019 | 95%      | 78%  | 76%   |
| 2019-2020 | 93%      | 80%  | 73%   |
| 2020-2021 | 93%      | 81%  | 75%   |
| 2021-2022 | 73%      | 79%  | 73%   |
| 2022-2023 | 76%      | 82%  | 73%   |

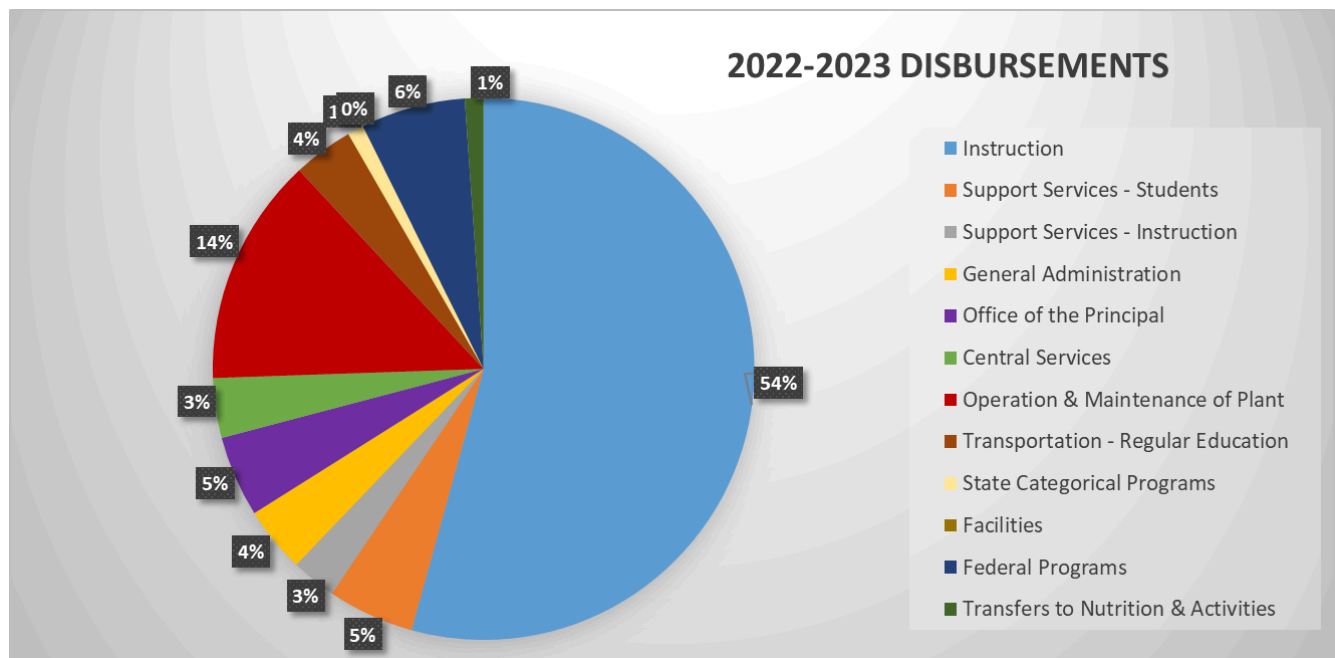
## KPS Attendance Rate

| Year      | District | Peer | State |
|-----------|----------|------|-------|
| 2017-2018 | 97%      | 96%  | 94%   |
| 2018-2019 | 99%      | 95%  | 94%   |
| 2019-2020 | 99%      | 95%  | 94%   |
| 2020-2021 | 95%      | 95%  | 93%   |
| 2021-2022 | 95%      | 94%  | 92%   |
| 2022-2023 | 94%      |      | 93%   |

# KPS District Financial Data



Local taxes generate 74% of the revenues used to run Kenesaw Public Schools. As a school district, we received very little aid from the state or federal government during the 2022-2023 school year. For the 2023-2024 school year, the state increased state aid by an additional \$283,278 for KPS in an attempt to provide more state revenues and reduce reliance on property taxes. The state of Nebraska also increased Special Education reimbursement from 42% in 2022 to 80% in 2023 (a state statute requirement) which will help with educating this population of students greatly. Further, the state initiated a 3% general fund revenue lid preventing school boards from levying a tax amount above this even amount. This is another example of erosion of local control.



Instruction and Operation & Maintenance of the Facility make up around 68% of all school expenditures. Support services for students and instruction make up another 5% and 3% respectively.

# Taxes Levied on a \$100,000 Home

| Year      | Total Mill Levy | Home Value   | (Per Month) | (Per Year) |
|-----------|-----------------|--------------|-------------|------------|
| 2017-2018 | 0.801002        | \$100,000.00 | \$66.75     | \$801.00   |
| 2018-2019 | 0.832407        | \$100,000.00 | \$69.37     | \$832.41   |
| 2019-2020 | 0.908423        | \$100,000.00 | \$75.70     | \$908.42   |
| 2020-2021 | 0.943785        | \$100,000.00 | \$78.65     | \$943.79   |
| 2021-2022 | 0.979656        | \$100,000.00 | \$81.64     | \$979.66   |
| 2022-2023 | 0.952432        | \$100,000.00 | \$79.37     | \$952.43   |
| 2023-2024 | 0.893538        | \$100,000.00 | \$74.46     | \$893.54   |

## Kenesaw Public Schools Levy Information

| Year      | Students<br>PK - 12 | Assessed<br>Valuation | One Cent of<br>The Levy<br>Generates | General Fund<br>Levy | General Fund<br>Levy Amount | Spec. Bldg<br>Fund Levy | Spec. Bldg.<br>\$ Amount | Bond<br>Fund Levy | Bond<br>\$ Amount | TOTAL<br>LEVY | TOTAL<br>TAX REQUEST |
|-----------|---------------------|-----------------------|--------------------------------------|----------------------|-----------------------------|-------------------------|--------------------------|-------------------|-------------------|---------------|----------------------|
| 2013-2014 | 243                 | \$314,726,964.00      | \$31,472.70                          | 94.99                | \$2,989,591.43              | 8.00                    | \$251,781.57             | 10.83             | \$340,849.30      | 113.82        | \$3,582,222.30       |
| 2014-2015 | 268                 | \$397,863,214.00      | \$39,786.32                          | 85.05                | \$3,383,826.64              | 6.34                    | \$252,245.28             | 8.63              | \$343,355.95      | 100.02        | \$3,979,427.87       |
| 2015-2016 | 293                 | \$467,490,034.00      | \$46,749.00                          | 75.14                | \$3,512,720.12              | 4.17                    | \$194,943.34             | 7.51              | \$351,085.02      | 86.82         | \$4,058,748.48       |
| 2016-2017 | 280                 | \$488,259,413.00      | \$48,825.94                          | 70.33                | \$3,433,928.45              | 3.72                    | \$181,632.50             | 7.65              | \$373,518.45      | 81.70         | \$3,989,079.40       |
| 2017-2018 | 271                 | \$467,621,479.00      | \$46,762.15                          | 65.23                | \$3,050,294.91              | 10.37                   | \$484,923.47             | 7.99              | \$373,629.56      | 83.59         | \$3,908,847.94       |
| 2018-2019 | 276                 | \$459,812,697.00      | \$45,981.27                          | 61.76                | \$2,839,803.22              | 13.95                   | \$641,438.71             | 7.53              | \$346,238.96      | 83.24         | \$3,827,480.89       |
| 2019-2020 | 263                 | \$453,659,891.00      | \$45,365.99                          | 78.48                | \$3,560,322.82              | 4.56                    | \$206,868.91             | 7.79              | \$353,401.06      | 90.83         | \$4,120,592.79       |
| 2020-2021 | 257                 | \$439,344,332.00      | \$43,934.43                          | 82.19                | \$3,610,971.06              | 4.60                    | \$202,098.39             | 7.59              | \$333,462.35      | 94.38         | \$4,146,531.81       |
| 2021-2022 | 270                 | \$436,145,588.00      | \$43,614.56                          | 85.58                | \$3,732,533.94              | 4.75                    | \$207,169.15             | 7.64              | \$333,215.23      | 97.97         | \$4,272,918.33       |
| 2022-2023 | 287                 | \$462,770,494.00      | \$46,277.05                          | 81.03                | \$3,749,829.31              | 6.9                     | \$319,311.64             | 7.31              | \$338,285.23      | 95.24         | \$4,407,426.18       |
| 2023-2024 | 279                 | \$505,851,615.00      | \$50,585.16                          | \$74.38              | \$3,762,524.20              | 7.99                    | \$404,175.43             | 6.99              | \$353,590.27      | 89.35         | \$4,519,784.05       |

The total tax request for the past five years has hovered in the 4.1 to 4.5 million-dollar range. Higher salary costs for teachers and staff coupled with increased costs to operate the school building have resulted in a higher overall expenditure amounts.



# Kenesaw Public School District

## Assessed Property Values by County

| Year      | Adams            | Kearney         | Hall            | TOTAL ASSESSED VALUATION |
|-----------|------------------|-----------------|-----------------|--------------------------|
| 2015-2016 | \$407,146,804.00 | \$51,621,207.00 | \$25,122,892.00 | \$483,890,903.00         |
| 2016-2017 | \$408,900,432.00 | \$52,478,097.00 | \$26,880,884.00 | \$488,259,413.00         |
| 2017-2018 | \$389,591,774.00 | \$51,766,706.00 | \$26,262,999.00 | \$467,621,479.00         |
| 2018-2019 | \$385,950,422.00 | \$49,376,216.00 | \$24,486,059.00 | \$459,812,697.00         |
| 2019-2020 | \$382,594,525.00 | \$47,936,054.00 | \$23,129,312.00 | \$453,659,891.00         |
| 2020-2021 | \$374,859,904.00 | \$43,926,667.00 | \$20,557,761.00 | \$439,344,332.00         |
| 2021-2022 | \$371,611,483.00 | \$44,048,762.00 | \$20,485,343.00 | \$436,145,588.00         |
| 2022-2023 | \$396,852,049.00 | \$45,188,678.00 | \$20,729,767.00 | \$462,770,494.00         |
| 2023-2024 | \$433,028,195.00 | \$50,712,920.00 | \$22,110,500.00 | \$505,851,615.00         |

Total Assessed Valuations for the 2023-2024 school year reflected a significant increase, the highest amount since 2016-2017. This is the second year in a row for a valuation increase. This allows the district to not have to considerably increase the levy request to meet the needs of growing expenditure costs.

