

Kenesaw Public Schools

2021-2022 Annual Report



Purpose of Annual Report

The 2021-2022 Annual Report is submitted to the patrons of Kenesaw Public Schools in accordance with the accreditation rules set forth by the Nebraska Department of Education. The annual report provides patrons with information regarding our school demographics, student achievement, financial information, and much more. This report highlights many of the significant achievements the district has accomplished or is working toward, as well as, challenges that we are faced with.

Rich Tradition and Strong Community Support

Kenesaw Public Schools has a long history of outstanding academic accomplishments and superior activities and sports teams which continues to this day. With strong community backing, and a sense of pride in the school system, patrons persistently support school district initiatives that allow all students to grow and achieve at a level commensurate with their individual best. With such a rich history and strong community backing, the future is bright for Kenesaw Public Schools and the students that make up this outstanding institution.

Vision/Motto – INSPIRE EXCELLENCE

With the help of many Kenesaw stakeholders during the strategic planning process, Kenesaw Public Schools decided upon a new vision/motto. Our vision, **INSPIRE EXCELLENCE**, is simply stated and easy to remember, and yet very powerful. It is our desire for every Kenesaw student to reach their individual level of excellence so that they may be the very best version of themselves.

Mission

Teachers, students, community members, business owners, administration, and board members all participated in the development of our current mission statement. It reads as follows: *In partnership with our community, we will provide a specially designed and challenging education, encourage positive citizenship, and promote lifelong learning.*

Kenesaw Board of Education



Kenesaw Public Schools has a six-member board. The 2021-2022 board members include: Cindy Olsen, President, Marlin Kimle, Vice President, Shandra Uden, Secretary, Shawn Gallagher, Treasurer, Troy Legg, member, Kay Sidders, member. We are fortunate to have a progressive board that makes decisions supportive of academic learning, curriculum, and facilities. Public notice of board meetings is advertised in the Hastings Tribune Newspaper. Board minutes, board policy, and board meeting agendas can be found on the Kenesaw Public Schools website – www.kenesawschools.org

Kenesaw Public Schools Facilities

Kenesaw Public Schools is blessed with outstanding facilities that support students with achieving their highest potential both in the classroom and during extracurricular activities. During the summer of 2022, Kenesaw Public participated in an Energy Savings Project which added LED lighting to the elementary and high school hallways, as well as, the lunchroom. At this same time a lay-in grid ceiling was installed. Additionally, the outdated hot water tank of 900 gallons was replaced with two, 130-gallon energy efficient tanks. This will allow for ample hot water while significantly reducing energy costs. New HVAC systems were installed in rooms 205 (ELA-locker room hall), 208 (math), and 209 (Spanish). These rooms have traditionally been difficult to maintain an acceptable consistent room temperature and are now providing these classroom teachers and students with appropriate heating and cooling conducive for learning. The kitchen also had a new HVAC system installed including an appropriately sized exhaust system. Once in place, this system has allowed our kitchen staff to work in a comfortable environment while preparing food for our students. Finally, digital HVAC controls were installed in several areas of the building so that temperature ranges can be set and controlled remotely. While these new HVAC systems have been a great start to addressing Kenesaw Public's HVAC needs, there are several heating and cooling components that are at or close to their estimated useful life. Lastly, forty-two energy efficient windows were replaced on the west side of the school along with weather stripping around all exterior doors.



The Kenesaw Board continues to work toward maintaining and improving the facility each year and is guided by a long-term facility plan to direct facility discussions. The community of Kenesaw should be proud of the district facilities that are offered to resident students. The building is being well maintained and will provide many future Blue Devils with an outstanding learning environment for years to come.

Instructional Programs at Kenesaw Public Schools

Kenesaw Public Schools continues to review current instructional programs for value and effectiveness. It is our belief that strong core programs coupled with research based instructional teaching practices will result in higher achievement by our students. The following are some important programs that KPS has put in place and is currently monitoring.

Reading – KPS is focused on developing each student’s reading fluency and comprehension through a balanced literacy program. Student progress monitoring is completed at specific intervals during the school year to adjust instruction and practices based upon individual student needs. Elementary teachers are participating in the Science of Reading professional development through ESU 9 to enhance their understanding of reading and their ability to meet the needs of struggling readers. We are currently researching and piloting elementary reading programs and plan to adopt a new reading curriculum during the spring of 2023.



Math – KPS is focused on improving the understanding of math skills as well as the application of these skills for each student. The Bridges math resource was adopted by the district for grades K-5 in 2019-2020, with 2020-2021 being the first year of full implementation. We will continue to monitor this math curriculum to make sure that it is supporting student learning as intended. Students in grade 6 are using Illustrated Math as their math curriculum. Illustrated Math is also used as a supplement math curriculum in grades 7-8. We continue to strive to provide math instruction that supports higher learning with the intent of raising assessment scores.

Career & Technical Education – In accordance with the state of Nebraska Career & Technology Strategic Priorities, Kenesaw Public Schools has established three CTE programs in Agriculture, Skilled/Technical Sciences, and Business encompassing 18 specific career pathways that afford learners the opportunity to explore career options, identify their interests, and develop the knowledge and skills that prepare them to transition to postsecondary education and into entry-level careers. Students are asked to take an entry level class their first year, followed by an intermediate and capstone class. Students are able to explore career opportunities in an area of interest which we hope will lead them to a future career that they will enjoy and flourish in. Junior high students participate in a rotation of career class offerings where they can begin exploring career interests and aptitude.

Ag/Science – Kenesaw Public Schools offers a strong Future Farmers of America chapter. This program continues to support the interests our students have in agriculture and leadership with a growing number of participants. Currently, there are 41 students in grades 7-12 participating in this program. Mrs. Meyer, the Ag Science teacher, is working hard to make Kenesaw’s chapter one of the best.



MTSS – The elementary teachers continue to implement the Multi-Tiered System of Supports (MTSS) framework which is composed of three tiers and is aimed to support struggling students in the areas of academics, behavior, and social emotional learning. Tier 1 provides a strong base to support the learning of all students. The second Tier level is for students that are within one year of being at grade level in reading or math and students that may be struggling with behavior or social/emotional issues at a lower level. This normally represents 15-20 percent of district students. This group of students is



provided with timely interventions, extra practice, and additional instruction to support them with reaching grade level proficiency. Students are provided small group opportunities and/or one-on-one instruction to assist them with closing the learning gap and meeting grade level expectations. Likewise, identified interventions are in place for student behavior and social/emotional concerns. Tier 3 is for students that are significantly behind academically, experiencing significant

behavior issues at school, or are demonstrating heightened levels social/emotionally. This tier represents a small portion of a student body, normally no more than 3-5% of the population.

Kenesaw School Board, Village Board, and Kenesaw Community Development Board Work Together to Benefit the Entire Community of Kenesaw

By supporting one another and working together, the Kenesaw School Board, Village Board, and Kenesaw Community Development Board put the needs of the community and our students first. Two of the biggest needs of the Kenesaw community are housing and daycare. The Community Development Board was instrumental in organizing and developing fourteen lots for residential housing. Many of the houses that were built on these lots are now completed with families living in them. Additional lots will be developed and sold when all lots in the current development is complete. Another significant accomplishment for the Kenesaw Community was the establishment of a daycare center. Kenesaw United Child Care Coalition was established in the spring of 2021 and opened for business in August. The Methodist Church donated the church facility to the daycare along with a significant cash contribution. Additionally, the Community Development Board provided a healthy donation. The school district is working closely with KUCCC and is sharing equipment and resources. KUCCC is currently using the KPS facility to provide space for their after school program. KUCCC is meeting the child care needs of several KPS district employees increasing the likelihood that these students will attend school in the district.



Continuous School Improvement



Kenesaw Public Schools continues to work toward the goals established for the current Continuous School Improvement Cycle. This cycle will culminate with an external visit in the spring of the 2024-2025 school year. KPS is focused on increasing reading and math skills throughout this Continuous School Improvement Cycle while supporting writing skills, a goal in the previous two cycles. An additional goal will be based on increasing teacher instructional effectiveness through the use of the Marzano Instructional Framework. Our teachers continue to receive professional development on this framework to increase their knowledge and implementation of this model. We believe that

quality teaching results in increased student learning. In addition, another school improvement initiative that KPS will focus on is High Reliability Schools - HRS. HRS has three primary levels that we will be working toward completing. Level one emphasizes providing a safe and orderly school environment while levels two and three address effective teaching and maintaining a guaranteed and viable curriculum. By successfully completing the current school improvement cycle and meeting the requirements of a Highly Reliable School, Kenesaw Public Schools will provide a more engaging and focused learning experience for our students.

Kenesaw Public Schools Special Services

Kenesaw Public Schools Offers a variety of special services for our preschoolers through age twenty-one. These services include: Speech Language, Physical Therapy, Occupational Therapy, resource teachers at the high school and elementary, and eight para-educators plus one aide. It is our goal to provide the supports necessary for students to achieve academic excellence at their individual best.

Did you Know?

- Members of the Kenesaw Band will be selected to perform in the TVC Honor Band Program. The lucky students selected will perform at the Hastings Masonic Center with other TVC students and will be asked

to play five pieces of music. Students will be directed by clinician, Evan Lee, from Grand Island. The Honor Band will perform on Monday, March 20th, at 7 pm. We hope you can make it!

- The Kenesaw National Honor Society Chapter continues to host blood drives on the school campus and also at St. Paul's Lutheran Church. This has been a huge success.
- From 2015 through 2022 KPS has had 10 students score a 30 or higher on the ACT examination. A perfect score is 36.
- In 2021-2022, Kenesaw had fifteen boys and eleven girls that participated in three sports throughout the school year.
- KPS student-athlete Nick Kuehn placed second at the Nebraska NSAA 2021-2022 State Wrestling Tournament.

Transportation

| Bus Name | Make of Bus | Year | Passenger Rating | Actual Passenger Capacity | Aug. 1st Mileage |
|----------------|-----------------|------|------------------|---------------------------|------------------|
| Bus #11 | Blue Bird | 2011 | 38 | 31 | 81,587 |
| Bus #12 | Freight Liner | 2012 | 59 | 39 | 154,269 |
| Micro Bird #12 | Chevy | 2012 | 28 | 20 | 111,534 |
| Micro Bird #18 | Thomas Minotour | 2018 | 30 | 20 | 55,256 |
| Bus #21 | Blue Bird | 2021 | 71 | 46 | 9,756 |
| Excursion | Ford | 2004 | 8 | | 167,767 |
| Van | Ford | 2007 | 10 | | 125,639 |
| Pickup | Ford | 2012 | 5 | | 114,796 |

Kenesaw Public has two newer buses in their fleet. A 2021 Blue Bird which is used primarily for activity trips, and a 2018 Micro Bird that is used on one of our smaller routes. We also have a 2011 Blue Bird and a 2012 Freightliner. Both of these buses are showing age and have recently had some costly repairs made to keep them running. The board will be considering replacing these within the next two to four years. The 2012 Micro Bird has been a steady performer for us.

Kenesaw Public Schools runs three bus routes both before and after school each day. Also, a noon bus route is run to take our 3-year-old students home or to daycare each day. Our activity bus, Bus #21, was purchased during the fall of 2019 with the help of a grant. This grant allocated \$42,000 for the purchase of this bus. In addition, the Micro Bird #18 was purchased during the summer of 2020.



Net Option Enrollment Students

Kenesaw Public Schools currently does not receive any state aid funding at this time. We do receive Net Option funding which is the difference between out-of-district students opting into our district and in-district students opting out. The school district receives a dollar amount for each Net Option Student to help fund the cost associated with educating this group of students.



Net Option Enrollment

| Year | Option In Students | Option Out Students | Net Option Students |
|-----------|--------------------|---------------------|---------------------|
| 2018-2019 | 32 | 15 | 17 |
| 2019-2020 | 33 | 12 | 21 |
| 2020-2021 | 29 | 12 | 17 |
| 2021-2022 | 39 | 15 | 24 |
| 2022-2023 | 42 | 13 | 29 |



Kenesaw Public Schools State Aid History

Kenesaw Public Schools does not receive state aid through TEEOSSA, the Nebraska School Finance formula. Much of what we receive monetarily and is considered "State Aid," is the result of funding provided for Net Option Students. Our funding here has increased over the past couple of years which is helpful and provides some minimal relief to local property taxes

State Aid

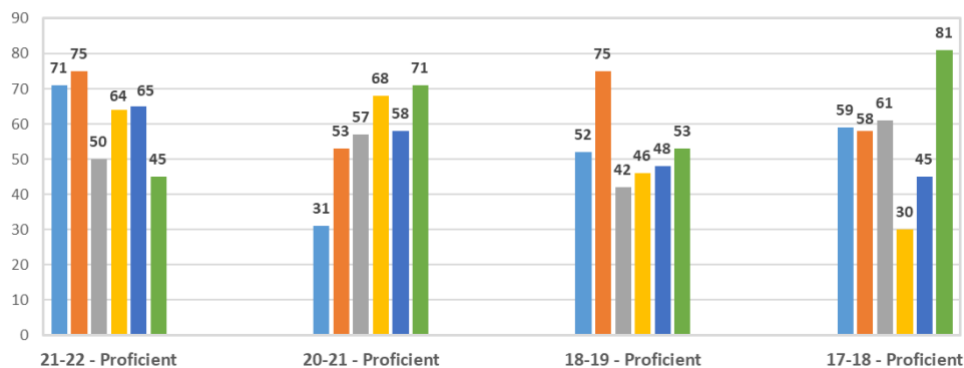
| Year | Dollar Amount |
|-----------|---------------|
| 2011-2012 | \$118,589.00 |
| 2012-2013 | \$90,208.00 |
| 2013-2014 | \$97,244.00 |
| 2014-2015 | \$111,001.00 |
| 2015-2016 | \$97,132.00 |
| 2016-2017 | \$64,745.00 |
| 2017-2018 | \$47,392.00 |
| 2018-2019 | \$99,501.00 |
| 2019-2020 | \$204,265.00 |
| 2020-2021 | \$221,001.00 |
| 2021-2022 | \$210,956.00 |
| 2022-2023 | \$291,462.00 |



Kenesaw Public Schools Assessment Data

2021-2022 NSCAS ELA GRADES 3-8 PERCENT PROFICIENT

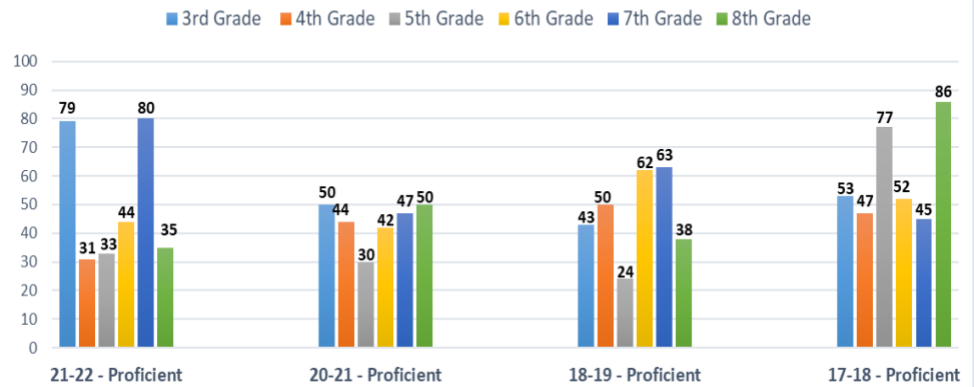
3rd Grade 4th Grade 5th Grade 6th Grade 7th Grade 8th Grade



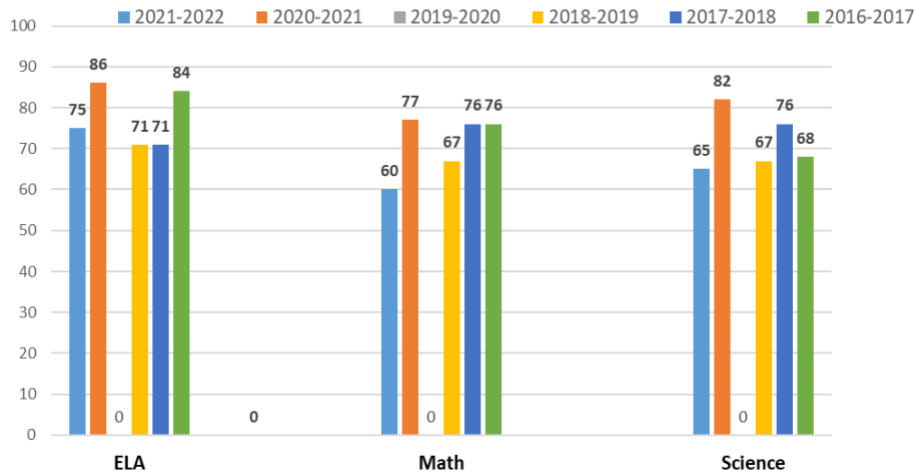
The state assessment in English Language Arts is for grades 3rd through 8th and 11th. It is referred to as NSCAS-ELA. Kenesaw continues to focus on raising student reading scores and has implemented programs and support services at the elementary level aimed to support struggling readers.

Like ELA, the State Math assessment takes place in grades 3rd through 8th and 11th. A new math curriculum - Bridges Math - was implemented in 20-21 in grades K-5. KPS will continue to review and update resources as needed to better support student achievement. The Elementary was rated as a Great school in 21-22 for AQuESTT.

2021-2022 NSCAS MATH GRADES 3-8 PERCENT PROFICIENT

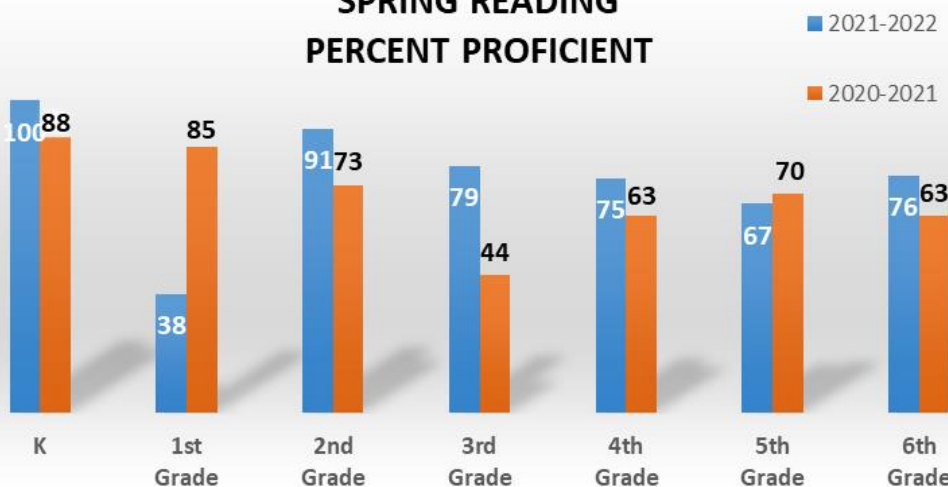


NSCAS ACT Percent Proficient



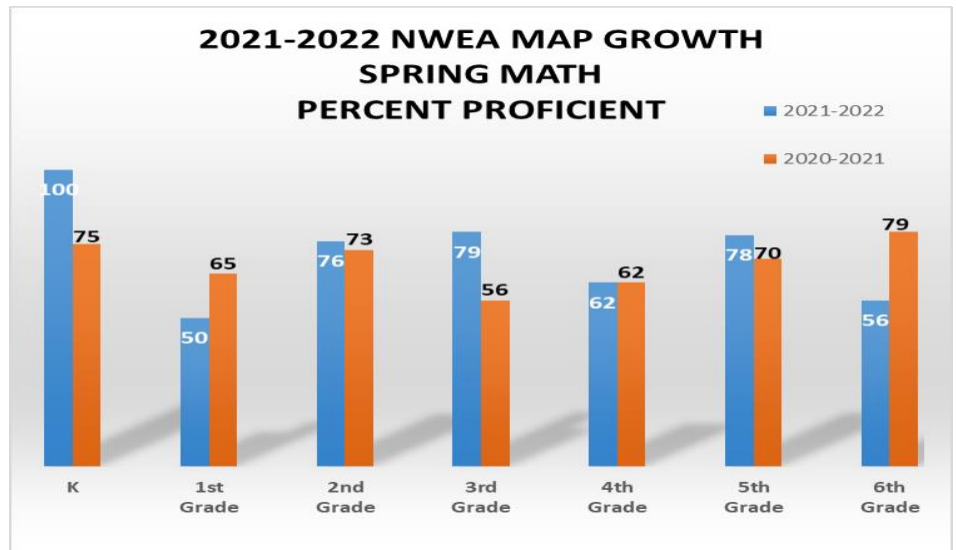
Our 11th graders have performed tremendously over the past several State ACT assessments in ELA, math, and science. Due to COVID-19 our juniors did not take the assessment in 2019-2020. Kenesaw students perform well above the state averages in each curricular area. The Middle School was rated Excellent and the High School was rated Great for 21-22 AQuESTT. The Kenesaw Community should be proud of these students.

2021-2022 NWEA MAP GROWTH SPRING READING PERCENT PROFICIENT



The Elementary is currently using NWEA MAP Growth assessments in the fall, winter, and spring for students not taking the NSCAS Growth assessment. The state NSCAS assessment given in the spring was developed by NWEA, the same company that writes the NWEA MAP Growth assessments. It is the hope of the district to use only the NSCAS assessment to determine student growth in the future.

It is important for all students to achieve a level of reading that allows them to be successful in life. KPS is working to put in place measures that ensure most all students are reading at or above grade level by the time they enter 7th grade. Student math scores also continue to be a focus for the district. New resources for 7-12 math will be reviewed and considered for implementation



AQuESTT RATING

| Year | Elementary | Middle School | High School | District |
|---|------------|---------------|-------------|-----------|
| 2017-2018 | Great | Excellent | Excellent | Excellent |
| 2018-2019 | Good | Good | Excellent | Great |
| 2019-2020 | Good | Good | Excellent | Great |
| 2020-2021 No Ratings for 20-21. Ratings will begin again in 21-22 | | | | |
| *Due to COVID, the 19-20 Ratings Remained the Same as 18-19. | | | | |
| 2021-2022 | Great | Excellent | Great | Great |

KPS Teacher - Full Time Equivalency

| Year | Elementary | High School | District |
|-----------|------------|-------------|----------|
| 2015-2016 | 9.4 | 10.4 | 19.8 |
| 2016-2017 | 9.90 | 10.9 | 20.8 |
| 2017-2018 | 9.90 | 10.65 | 20.55 |
| 2018-2019 | 11.90 | 10.65 | 22.55 |
| 2019-2020 | 12.44 | 13.07 | 25.51 |
| 2020-2021 | 10.94 | 12.07 | 23.01 |
| 2021-2022 | 11.94 | 13.07 | 25.01 |

Kenesaw Public Schools Demographics

Student Enrollment

| Year | PK | KG | 1st | 2nd | 3rd | 4th | 5th | 6th | 7th | 8th | 9th | 10th | 11th | 12th | TOTAL PK & Elem | TOTAL 7-12 | TOTAL STUDENTS |
|-----------|----|----|-----|-----|-----|-----|-----|-----|-----|-----|-----|------|------|------|--------------------|---------------|-------------------|
| 2010-2011 | 16 | 24 | 19 | 16 | 16 | 17 | 19 | 16 | 21 | 19 | 15 | 25 | 28 | 30 | 143 | 138 | 281 |
| 2011-2012 | 8 | 15 | 21 | 17 | 14 | 13 | 14 | 19 | 14 | 19 | 21 | 15 | 23 | 25 | 121 | 117 | 238 |
| 2012-2013 | 15 | 10 | 19 | 15 | 17 | 12 | 12 | 14 | 20 | 11 | 21 | 18 | 15 | 24 | 114 | 109 | 223 |
| 2013-2014 | 22 | 18 | 11 | 19 | 15 | 19 | 15 | 14 | 14 | 20 | 18 | 22 | 19 | 17 | 133 | 110 | 243 |
| 2014-2015 | 21 | 19 | 19 | 12 | 20 | 17 | 22 | 16 | 17 | 17 | 24 | 19 | 24 | 21 | 146 | 122 | 268 |
| 2015-2016 | 18 | 21 | 23 | 22 | 14 | 24 | 20 | 22 | 19 | 16 | 20 | 26 | 22 | 26 | 164 | 129 | 293 |
| 2016-2017 | 23 | 17 | 22 | 18 | 20 | 13 | 24 | 19 | 21 | 18 | 20 | 19 | 24 | 22 | 156 | 124 | 280 |
| 2017-2018 | 19 | 20 | 13 | 25 | 17 | 19 | 13 | 24 | 20 | 21 | 17 | 19 | 17 | 27 | 150 | 121 | 271 |
| 2018-2019 | 30 | 17 | 17 | 14 | 23 | 17 | 18 | 13 | 20 | 23 | 24 | 20 | 21 | 19 | 149 | 127 | 276 |
| 2019-2020 | 26 | 18 | 13 | 17 | 14 | 22 | 16 | 17 | 14 | 19 | 25 | 22 | 15 | 25 | 143 | 120 | 263 |
| 2020-2021 | 21 | 16 | 18 | 15 | 17 | 15 | 23 | 19 | 18 | 14 | 19 | 23 | 21 | 18 | 144 | 113 | 257 |
| 2021-2022 | 19 | 15 | 18 | 22 | 14 | 16 | 17 | 24 | 20 | 19 | 22 | 23 | 20 | 24 | 145 | 128 | 273 |
| 2022-2023 | 24 | 11 | 16 | 19 | 20 | 18 | 15 | 19 | 27 | 23 | 20 | 21 | 26 | 24 | 142 | 141 | 283 |

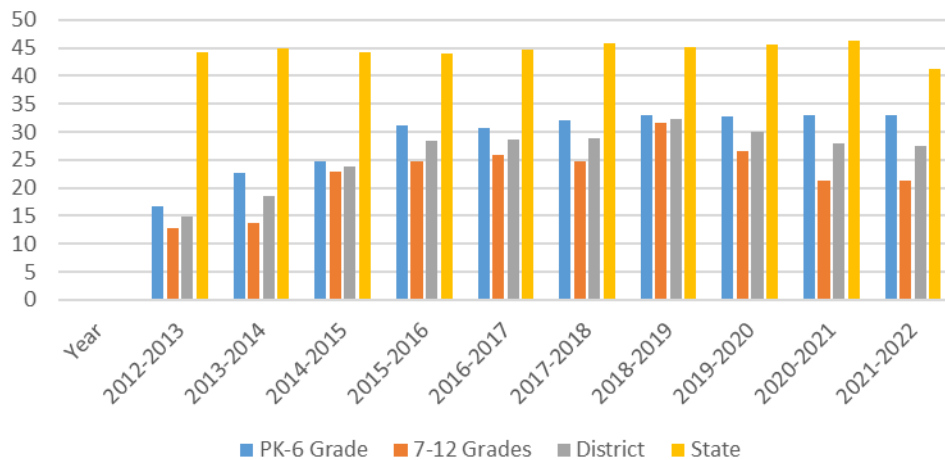
- Student enrollment remains strong for KPS

Free & Reduced Lunch



| Year | PK-6 Grade Percentage | 7-12 Grades Percentage | District Percentage | State Percentage |
|-----------|--------------------------|---------------------------|------------------------|---------------------|
| 2012-2013 | 16.67 | 12.84 | 14.80 | 44.18 |
| 2013-2014 | 22.56 | 13.64 | 18.52 | 44.93 |
| 2014-2015 | 24.66 | 22.95 | 23.88 | 44.23 |
| 2015-2016 | 31.10 | 24.81 | 28.33 | 44.12 |
| 2016-2017 | 30.77 | 25.81 | 28.57 | 44.65 |
| 2017-2018 | 32.00 | 24.79 | 28.78 | 45.83 |
| 2018-2019 | 32.89 | 31.50 | 32.25 | 45.21 |
| 2019-2020 | 32.87 | 26.67 | 30.04 | 45.60 |
| 2020-2021 | 33.10 | 21.24 | 27.84 | 46.33 |
| 2021-2022 | 33.10 | 21.26 | 27.57 | 41.31 |

Free & Reduced Lunch Percentages



KPS Special Education Population

| Year | District | State | Peer |
|-----------|----------|-------|------|
| 2017-2018 | 18% | 15% | NA |
| 2018-2019 | 20% | 15% | 17% |
| 2019-2020 | 19% | 16% | 16% |
| 2020-2021 | 15% | 16% | 17% |
| 2021-2022 | 13% | 16% | 17% |

KPS Graduation Rate

| Year | District | Peer | State |
|---|----------|------|-------|
| 2017-2018 | 100% | 99% | 89% |
| 2018-2019 | 88% | 95% | 88% |
| 2019-2020 | 100% | 100% | 88% |
| 2020-2021 No Data Available for 2020-2021 | | | |
| 2021-2022 | 89% | 95% | 88% |
| 2021-2022 | 100% | 94% | 87% |

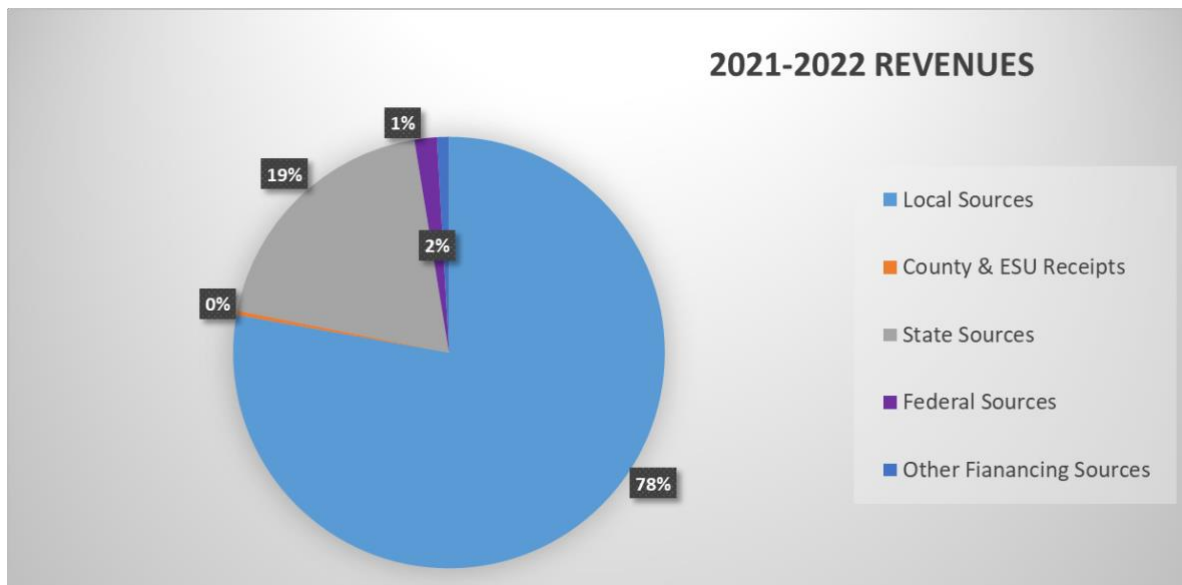
KPS College Going Rate

| Year | District | Peer | State |
|-----------|----------|------|-------|
| 2017-2018 | 74% | 78% | 75% |
| 2018-2019 | 95% | 78% | 76% |
| 2019-2020 | 93% | 80% | 73% |
| 2020-2021 | 93% | 81% | 75% |
| 2021-2022 | 73% | 79% | 73% |

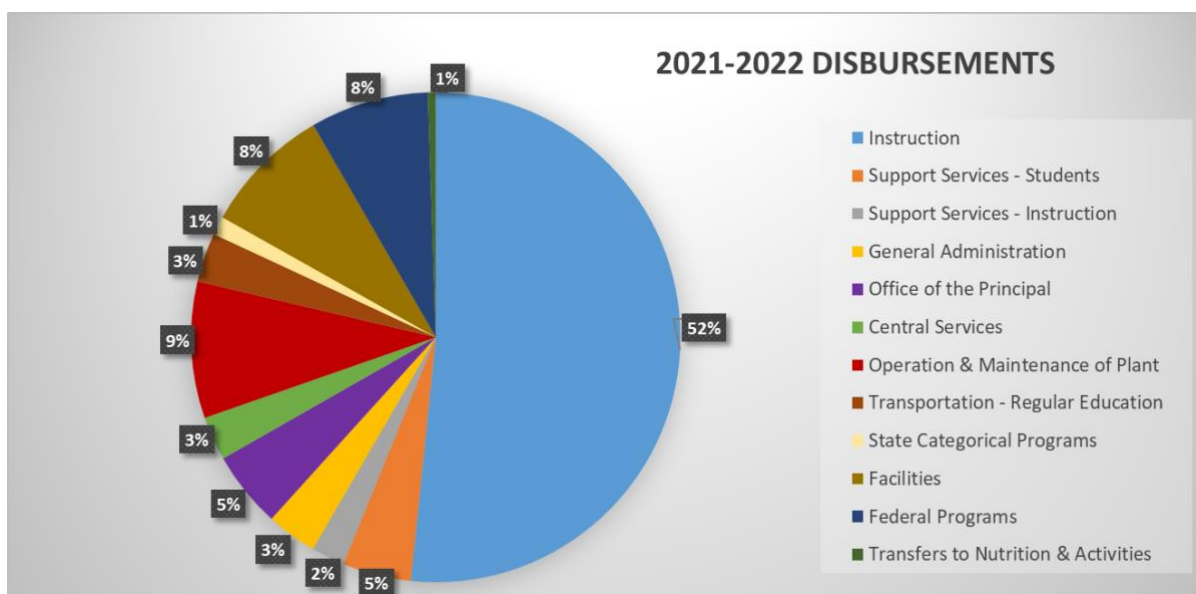
KPS Attendance Rate

| Year | District | Peer | State |
|-----------|----------|------|-------|
| 2017-2018 | 97% | 96% | 94% |
| 2018-2019 | 99% | 95% | 94% |
| 2019-2020 | 99% | 95% | 94% |
| 2020-2021 | 95% | 95% | 93% |
| 2021-2022 | 95% | 94% | 92% |

KPS District Financial Data



Local taxes generate 78% of the revenues used to run Kenesaw Public Schools. As a school district, we get very little aid from the state or federal government. The state of Nebraska provides very little financial support for school districts across the state and as a result ranks toward the bottom when compared with the other states in the U.S.



Instruction and Operation & Maintenance of the Facility make up around 63% of all school expenditures. Support services for students and instruction make up another 5% and 2% respectively.

Taxes Levied on a \$100,000 Home

| Year | Total Mill Levy | Home Value | (Per Month) | (Per Year) |
|-----------|-----------------|--------------|-------------|------------|
| 2017-2018 | 0.801002 | \$100,000.00 | \$66.75 | \$801.00 |
| 2018-2019 | 0.832407 | \$100,000.00 | \$69.37 | \$832.41 |
| 2019-2020 | 0.908423 | \$100,000.00 | \$75.70 | \$908.42 |
| 2020-2021 | 0.943785 | \$100,000.00 | \$78.65 | \$943.79 |
| 2021-2022 | 0.979656 | \$100,000.00 | \$81.64 | \$979.66 |
| 2022-2023 | 0.952432 | \$100,000.00 | \$79.37 | \$952.43 |

Kenesaw Public Schools Levy Information

| Year | Students PK - 12 | Assessed Valuation | One Cent of The Levy Generates | General Fund Levy | General Fund Levy Amount | Spec. Bldg Fund Levy | Spec. Bldg. \$ Amount | Bond Fund Levy | Bond \$ Amount | TOTAL LEVY | TOTAL TAX REQUEST |
|-----------|---------------------|-----------------------|--------------------------------------|----------------------|-----------------------------|-------------------------|--------------------------|-------------------|-------------------|---------------|----------------------|
| 2013-2014 | 243 | \$314,726,964.00 | \$31,472.70 | 94.99 | \$2,989,591.43 | 8.00 | \$251,781.57 | 10.83 | \$340,849.30 | 113.82 | \$3,582,222.30 |
| 2014-2015 | 268 | \$397,863,214.00 | \$39,786.32 | 85.05 | \$3,383,826.64 | 6.34 | \$252,245.28 | 8.63 | \$343,355.95 | 100.02 | \$3,979,427.87 |
| 2015-2016 | 293 | \$467,490,034.00 | \$46,749.00 | 75.14 | \$3,512,720.12 | 4.17 | \$194,943.34 | 7.51 | \$351,085.02 | 86.82 | \$4,058,748.48 |
| 2016-2017 | 280 | \$488,259,413.00 | \$48,825.94 | 70.33 | \$3,433,928.45 | 3.72 | \$181,632.50 | 7.65 | \$373,518.45 | 81.70 | \$3,989,079.40 |
| 2017-2018 | 271 | \$467,621,479.00 | \$46,762.15 | 65.23 | \$3,050,294.91 | 10.37 | \$484,923.47 | 7.99 | \$373,629.56 | 83.59 | \$3,908,847.94 |
| 2018-2019 | 276 | \$459,812,697.00 | \$45,981.27 | 61.76 | \$2,839,803.22 | 13.95 | \$641,438.71 | 7.53 | \$346,238.96 | 83.24 | \$3,827,480.89 |
| 2019-2020 | 263 | \$453,659,891.00 | \$45,365.99 | 78.48 | \$3,560,322.82 | 4.56 | \$206,868.91 | 7.79 | \$353,401.06 | 90.83 | \$4,120,592.79 |
| 2020-2021 | 257 | \$439,344,332.00 | \$43,934.43 | 82.19 | \$3,610,971.06 | 4.60 | \$202,098.39 | 7.59 | \$333,462.35 | 94.38 | \$4,146,531.81 |
| 2021-2022 | 270 | \$436,145,588.00 | \$43,614.56 | 85.58 | \$3,732,533.94 | 4.75 | \$207,169.15 | 7.64 | \$333,215.23 | 97.97 | \$4,272,918.33 |
| 2022-2023 | 287 | \$462,770,494.00 | \$46,277.05 | 81.03 | \$3,749,829.31 | 6.9 | \$319,311.64 | 7.31 | \$338,285.23 | 95.24 | \$4,407,426.18 |

The total tax request for the past four years has hovered in the 4.1 to 4.4 million-dollar range. Higher salary costs for teachers and staff continue to increase annual expenditures. After COVID-19, the costs of many supplies and services have risen substantially.

Kenesaw Public School District

Assessed Property Values by County

| Year | Adams | Kearney | Hall | TOTAL ASSESSED VALUATION |
|-----------|------------------|-----------------|-----------------|-----------------------------|
| 2015-2016 | \$407,146,804.00 | \$51,621,207.00 | \$25,122,892.00 | \$483,890,903.00 |
| 2016-2017 | \$408,900,432.00 | \$52,478,097.00 | \$26,880,884.00 | \$488,259,413.00 |
| 2017-2018 | \$389,591,774.00 | \$51,766,706.00 | \$26,262,999.00 | \$467,621,479.00 |
| 2018-2019 | \$385,950,422.00 | \$49,376,216.00 | \$24,486,059.00 | \$459,812,697.00 |
| 2019-2020 | \$382,594,525.00 | \$47,936,054.00 | \$23,129,312.00 | \$453,659,891.00 |
| 2020-2021 | \$374,859,904.00 | \$43,926,667.00 | \$20,557,761.00 | \$439,344,332.00 |
| 2021-2022 | \$371,611,483.00 | \$44,048,762.00 | \$20,485,343.00 | \$436,145,588.00 |
| 2022-2023 | \$396,852,049.00 | \$45,188,678.00 | \$20,729,767.00 | \$462,770,494.00 |

Total Assessed Valuations for the 2022-2023 school year reflected a significant increase. This is the first year for an increase in valuations over the past six years. This allows the district to not have to considerably increase the levy request to meet the needs of growing expense costs.