

Kenesaw Public Schools

2021-2022 Annual Report



Purpose of Annual Report

The 2021-2022 Annual Report is submitted to the patrons of Kenesaw Public Schools in accordance with the accreditation rules set forth by the Nebraska Department of Education. The annual report provides patrons with information regarding our school demographics, student achievement, financial information, and much more. This report highlights many of the significant achievements the district has accomplished or is working toward, as well as, challenges that we are faced with.

Rich Tradition and Strong Community Support

Kenesaw Public Schools has a long history of outstanding academic accomplishments and superior activities and sports teams which continues to this day. With strong community backing, and a sense of pride in the school system, patrons persistently support school district initiatives that allow all students to grow and achieve at a level commensurate with their individual best. With such a rich history and strong community backing, the future is bright for Kenesaw Public Schools and the students that make up this outstanding institution.

Vision/Motto – INSPIRE EXCELLENCE

With the help of many Kenesaw stakeholders during the strategic planning process, Kenesaw Public Schools decided upon a new vision/motto. Our vision, **INSPIRE EXCELLENCE**, is simply stated and easy to remember, and yet very powerful. It is our desire for every Kenesaw student to reach their individual level of excellence so that they may be the very best version of themselves.

Mission

Teachers, students, community members, business owners, administration, and board members all participated in the development of our current mission statement. It reads as follows: *In partnership with our community, we will provide a specially designed and challenging education, encourage positive citizenship, and promote lifelong learning.*

Kenesaw Board of Education



Kenesaw Public Schools has a six-member board. The 2021-2022 board members include: Cindy Olsen, President, Marlin Kimle, Vice President, Shandra Uden, Secretary, Shawn Gallagher, Treasurer, Troy Legg, member, Kay Sidders, member. We are fortunate to have a progressive board that makes decisions supportive of academic learning, curriculum, and facilities. Public notice of board meetings is advertised in the Hastings Tribune Newspaper. Board minutes, board policy, and board meeting agendas can be found on the Kenesaw Public Schools website – www.kenesawschools.org

Kenesaw Public Schools Facilities

Kenesaw Public Schools is blessed with outstanding facilities that support students with achieving their highest potential both in the classroom and during extracurricular activities. During the summer of 2022, Kenesaw Public participated in an Energy Savings Project added LED lighting to the elementary and high school hallways, as well as, lunchroom. At this same time a lay-in grid ceiling was installed.

Additionally, the outdated hot water tank of 900 gallons was replaced with 130-gallon energy efficient tanks. This will allow for ample hot water while significantly reducing energy costs. New HVAC systems were installed in 205 (ELA-locker room hall), 208 (math), and 209 (Spanish). These rooms traditionally been difficult to maintain an acceptable consistent room temperature and are now providing these classroom teachers and students appropriate heating and cooling conducive for learning. The kitchen also new HVAC system installed including an appropriately sized exhaust system. Once in place, this system has allowed our kitchen staff to work in comfortable environment while preparing food for our students. Finally, HVAC controls were installed in several areas of the building so that temperature ranges can be set and controlled remotely. While these new systems have been a great start to addressing Kenesaw Public's HVAC needs, there are several heating and cooling components that are at or close to their estimated useful life. Lastly, forty-two energy efficient windows were replaced on the west side of the school along with weather stripping around all exterior doors.



which the two, rooms have with had a a digital HVAC needs,

The Kenesaw Board continues to work toward maintaining and improving the facility each year and is guided by a long-term facility plan to direct facility discussions. The community of Kenesaw should be proud of the district facilities that are offered to resident students. The building is being well maintained and will provide many future Blue Devils with an outstanding learning environment for years to come.



Instructional Programs at Kenesaw Public Schools

Kenesaw Public Schools continues to review current instructional programs for value and effectiveness. It is our belief that strong core programs coupled with research based instructional teaching practices will result in higher achievement by our students. The following are some important programs that KPS has put in place and is currently monitoring.

Reading – KPS is focused on developing each student's reading fluency and comprehension through a balanced literacy program. Student progress monitoring is completed at specific intervals during the school year to



adjust instruction and practices based upon individual student needs. Elementary teachers are participating in the Science of Reading professional development through ESU 9 to enhance their understanding of reading and their ability to meet the needs of struggling readers. We are currently researching and piloting elementary reading programs and plan to adopt a new reading curriculum during the spring of 2023.



Math – KPS is focused on improving the understanding of math skills as well as the application of these skills for each student. The Bridges math resource was adopted by the district for grades K-5 in 2019-2020, with 2020-2021 being the first year of full implementation. We will continue to monitor this math curriculum to make sure that it is supporting student learning as intended. Students in grade 6 are using Illustrated Math as their math curriculum. Illustrated Math is also used as a supplement math curriculum in grades 7-8. We continue to strive to provide math instruction that supports higher learning with the intent of raising assessment scores.

Career & Technical Education – In accordance with the state of Nebraska Career & Technology Strategic Priorities, Kenesaw Public Schools has established three CTE programs in Agriculture, Skilled/Technical Sciences, and Business encompassing 18 specific career pathways that afford learners the opportunity to explore career options, identify their interests, and develop the knowledge and skills that prepare them to transition to postsecondary education and into entry-level careers. Students are asked to take an entry level class their first year, followed by an intermediate and capstone class. Students are able to explore career opportunities in an area of interest which we hope will lead them to a future career that they will enjoy and flourish in. Junior high students participate in a rotation of career class offerings where they can begin exploring career interests and aptitude.

Ag/Science – Kenesaw Public Schools offers a strong Future Farmers of America chapter. This program continues to support the interests our students have in agriculture and leadership with a growing number of participants. Currently, there are 41 students in grades 7-12 participating in this program. Mrs. Meyer, the Ag Science teacher, is working hard to make Kenesaw's chapter one of the best.



MTSS – The elementary teachers continue to implement the Multi-Tiered System of Supports (MTSS) framework which is composed of three tiers and is aimed to support struggling students in the areas of academics, behavior, and social emotional learning. Tier 1 provides a strong base to support the learning of all students. The second Tier level is for students that are within one year of being at grade level in reading or math and students that may be struggling with behavior or social/emotional issues at a lower level. This normally represents 15-20 percent of district students. This group of students is



provided with timely interventions, extra practice, and additional instruction to support them with reaching grade level proficiency. Students are provided small group opportunities and/or one-on-one instruction to assist them with closing the learning gap and meeting grade level expectations. Likewise, identified interventions are in place for student behavior and social/emotional concerns. Tier 3 is for students that are significantly behind academically, experiencing significant behavior issues at school, or are demonstrating heightened levels social/emotionally. This tier represents a small portion of a student body, normally no more than 3-5% of the population.

Kenesaw School Board, Village Board, and Kenesaw Community Development Board Work Together to Benefit the Entire Community of Kenesaw

By supporting one another and working together, the Kenesaw School Board, Village Board, and Kenesaw Community Development Board put the needs of the community and our students first. Two of the biggest needs of the Kenesaw community are housing and daycare. The Community Development Board was instrumental in organizing and developing fourteen lots for residential housing. Many of the houses that were built on these lots are now completed with families living in them. Additional lots will be developed and sold when all lots in the current development is complete. Another significant accomplishment for the Kenesaw Community was the establishment of a daycare center. Kenesaw United Child Care Coalition was established in the spring of 2021 and opened for business in August. The Methodist Church donated the church facility to the daycare along with a significant cash contribution. Additionally, the Community Development Board provided a healthy donation. The school district is working closely with KUCCC and is sharing equipment and resources. KUCCC is currently using the KPS facility to provide space for their after school program. KUCCC is meeting the child care needs of several KPS district employees increasing the likelihood that these students will attend school in the district.



Continuous School Improvement



Kenesaw Public Schools continues to work toward the goals established for the current Continuous School Improvement Cycle. This cycle will culminate with an external visit in the spring of the 2024-2025 school year. KPS is focused on increasing reading and math skills throughout this Continuous School Improvement Cycle while supporting writing skills, a goal in the previous two cycles. An additional goal will be based on increasing teacher instructional effectiveness through the use of the Marzano Instructional Framework. Our teachers continue to receive professional development on this framework to increase their knowledge and implementation of this model. We believe that quality teaching results in increased student learning. In addition, another school improvement initiative that KPS will focus on is High Reliability Schools - HRS. HRS has three primary levels that we will be working toward completing. Level one emphasizes providing a safe and orderly school environment while levels two and three address effective teaching and maintaining a guaranteed and viable curriculum. By successfully completing the current school improvement cycle and meeting the requirements of a Highly Reliable School, Kenesaw Public Schools will provide a more engaging and focused learning experience for our students.

Kenesaw Public Schools Special Services

Kenesaw Public Schools Offers a variety of special services for our preschoolers through age twenty-one. These services include: Speech Language, Physical Therapy, Occupational Therapy, resource teachers at the high school and elementary, and eight para-educators plus one aide. It is our goal to provide the supports necessary for students to achieve academic excellence at their individual best.

Did you Know?

- Members of the Kenesaw Band will be selected to perform in the TVC Honor Band Program. The lucky students selected will perform at the Hastings Masonic Center with other TVC students and will be asked to play five pieces of music. Students will be directed by clinician, Evan Lee, from Grand Island. The Honor Band will perform on Monday, March 20th, at 7 pm. We hope you can make it!

- The Kenesaw National Honor Society Chapter continues to host blood drives on the school campus and also at St. Paul’s Lutheran Church. This has been a huge success.
- From 2015 through 2022 KPS has had 10 students score a 30 or higher on the ACT examination. A perfect score is 36.
- In 2021-2022, Kenesaw had fifteen boys and eleven girls that participated in three sports throughout the school year.
- KPS student-athlete Nick Kuehn placed second at the Nebraska NSAA 2021-2022 State Wrestling Tournament.

Transportation

Bus Name	Make of Bus	Year	Passenger Rating	Actual Passenger Capacity	Aug. 1st Mileage
Bus #11	Blue Bird	2011	38	31	81,587
Bus #12	Freight Liner	2012	59	39	154,269
Micro Bird #12	Chevy	2012	28	20	111,534
Micro Bird #18	Thomas Minotour	2018	30	20	55,256
Bus #21	Blue Bird	2021	71	46	9,756
Excursion	Ford	2004	8		167,767
Van	Ford	2007	10		125,639
Pickup	Ford	2012	5		114,796

Kenesaw Public has two newer buses in their fleet. A 2021 Blue Bird which is used primarily for activity trips, and a 2018 Micro Bird that is used on one of our smaller routes. We also have a 2011 Blue Bird and a 2012 Freightliner. Both of these buses are showing age and have recently had some costly repairs made to keep them running. The board will be considering replacing these within the next two to four years. The 2012 Micro Bird has been a steady performer for us.

Kenesaw Public Schools runs three bus routes both before and after school each day. Also, a noon bus route is run to take our 3-year-old students home or to daycare each day. Our activity bus, Bus #21, was purchased during the fall of 2019 with the help of a grant. This grant allocated \$42,000 for the purchase of this bus. In addition, the Micro Bird #18 was purchased during the summer of 2020.



Net Option Enrollment Students

Kenesaw Public Schools currently does not receive any state aid funding at this time. We do receive Net Option funding which is the difference between out-of-district students opting into our district and in-district students opting out. The school district receives a dollar amount for each Net Option Student to help fund the cost associated with educating this group of students.

Net Option Enrollment

Year	Option In Students	Option Out Students	Net Option Students
2018-2019	32	15	17
2019-2020	33	12	21
2020-2021	29	12	17
2021-2022	39	15	24
2022-2023	42	13	29



Kenesaw Public Schools State Aid History

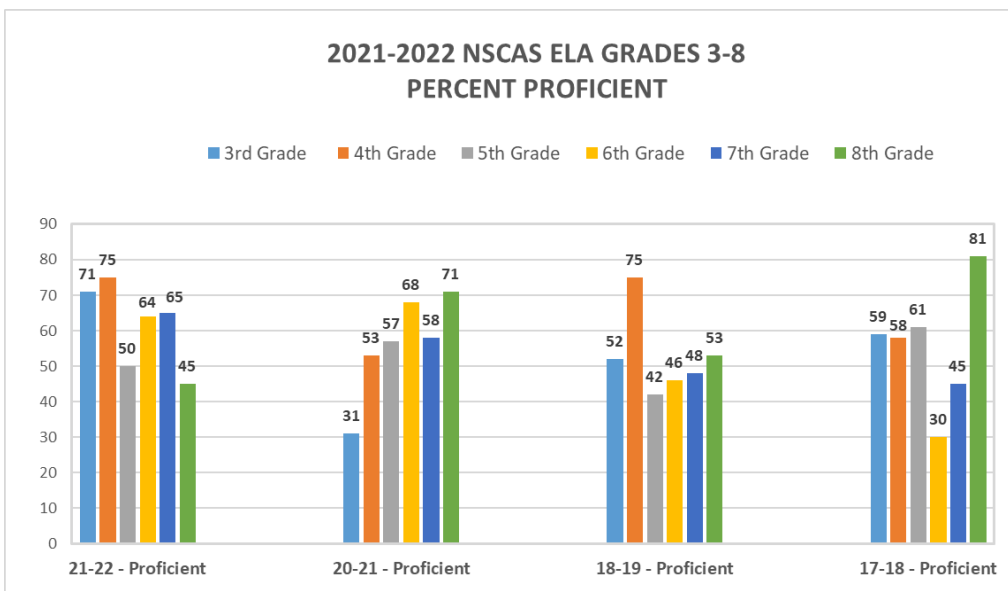
Kenesaw Public Schools does not receive state aid through TEEOSSA, the Nebraska School Finance formula. Much of what we receive monetarily and is considered "State Aid," is the result of funding provided for Net Option Students. Our funding here has increased over the past couple of years which is helpful and provides some minimal relief to local property taxes

State Aide

Year	Dollar Amount
2011-2012	\$118,589.00
2012-2013	\$90,208.00
2013-2014	\$97,244.00
2014-2015	\$111,001.00
2015-2016	\$97,132.00
2016-2017	\$64,745.00
2017-2018	\$47,392.00
2018-2019	\$99,501.00
2019-2020	\$204,265.00
2020-2021	\$221,001.00
2021-2022	\$210,956.00
2022-2023	\$291,462.00

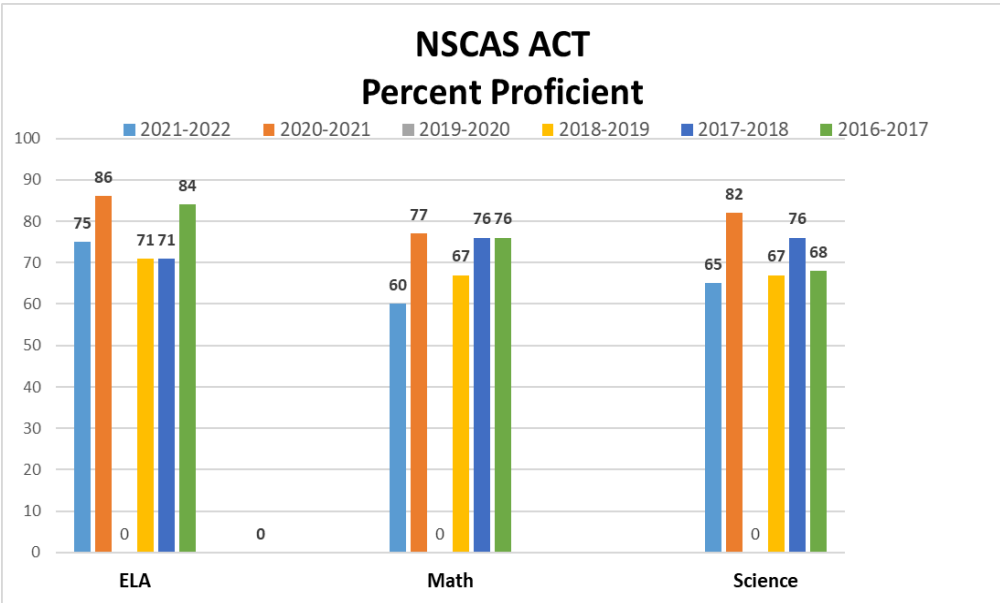
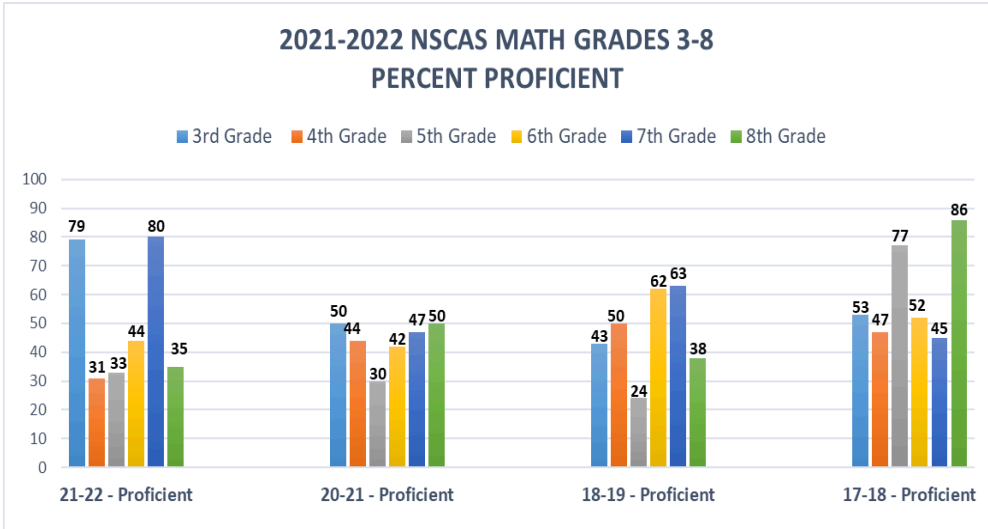


Kenesaw Public Schools Assessment Data



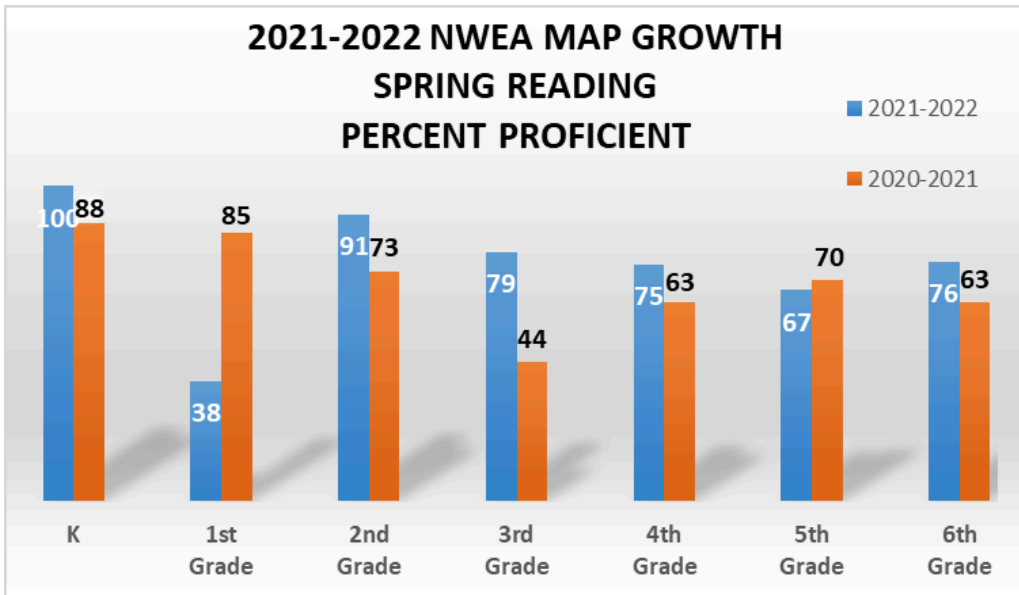
The state assessment in English Language Arts is for grades 3rd through 8th and 11th. It is referred to as NSCAS-ELA. Kenesaw continues to focus on raising student reading scores and has implemented programs and support services at the elementary level aimed to support struggling readers.

Like ELA, the State Math assessment takes place in grades 3rd through 8th and 11th. A new math curriculum - Bridges Math - was implemented in 20-21 in grades K-5. KPS will continue to review and update resources as needed to better support student achievement. The Elementary was rated as a Great school in 21-22 for AQuESTT.

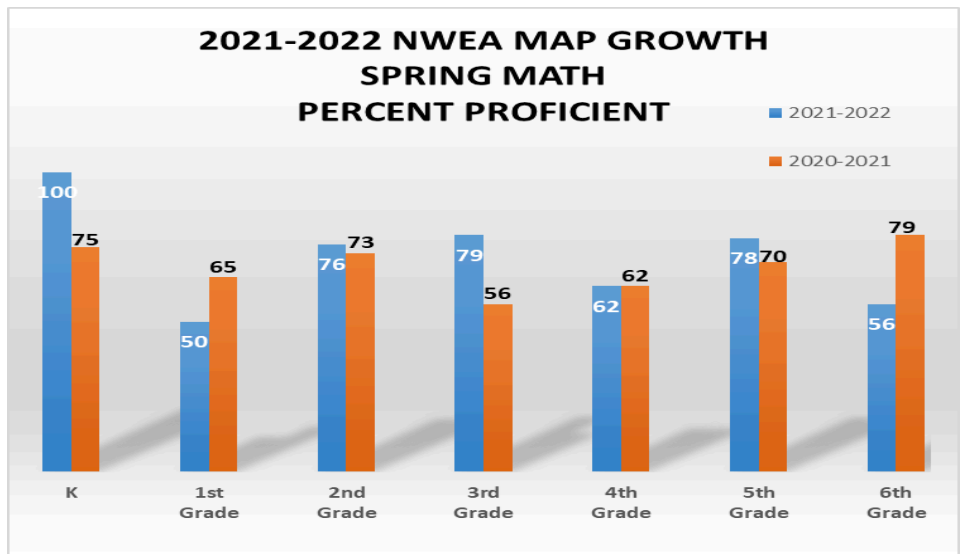


Our 11th graders have performed tremendously over the past several State ACT assessments in ELA, math, and science. Due to COVID-19 our juniors did not take the assessment in 2019-2020. Kenesaw students perform well above the state averages in each curricular area. The Middle School was rated Excellent and the High School was rated Great for 21-22 AQuESTT. The Kenesaw Community should be proud of these students.

The Elementary is currently using NWEA MAP Growth assessments in the fall, winter, and spring for students not taking the NSCAS Growth assessment. The state NSCAS assessment given in the spring was developed by NWEA, the same company that writes the NWEA MAP Growth assessments. It is the hope of the district to use only the NSCAS assessment to determine student growth in the future.



It is important for all students to achieve a level of reading that allows them to be successful in life. KPS is working to put in place measures that ensure most all students are reading at or above grade level by the time they enter 7th grade. Student math scores also continue to be a focus for the district. New resources for 7-12 math will be reviewed and considered for implementation



AQuESTT RATING

Year	Elementary	Middle School	High School	District
2017-2018	Great	Excellent	Excellent	Excellent
2018-2019	Good	Good	Excellent	Great
2019-2020	Good	Good	Excellent	Great
2020-2021 No Ratings for 20-21. Ratings will begin again in 21-22				
*Due to COVID, the 19-20 Ratings Remained the Same as 18-19.				
2021-2022	Great	Excellent	Great	Great

KPS Teacher - Full Time Equivalency

Year	Elementary	High School	District
2015-2016	9.4	10.4	19.8
2016-2017	9.90	10.9	20.8
2017-2018	9.90	10.65	20.55
2018-2019	11.90	10.65	22.55
2019-2020	12.44	13.07	25.51
2020-2021	10.94	12.07	23.01
2021-2022	11.94	13.07	25.01

Kenesaw Public Schools Demographics

Student Enrollment

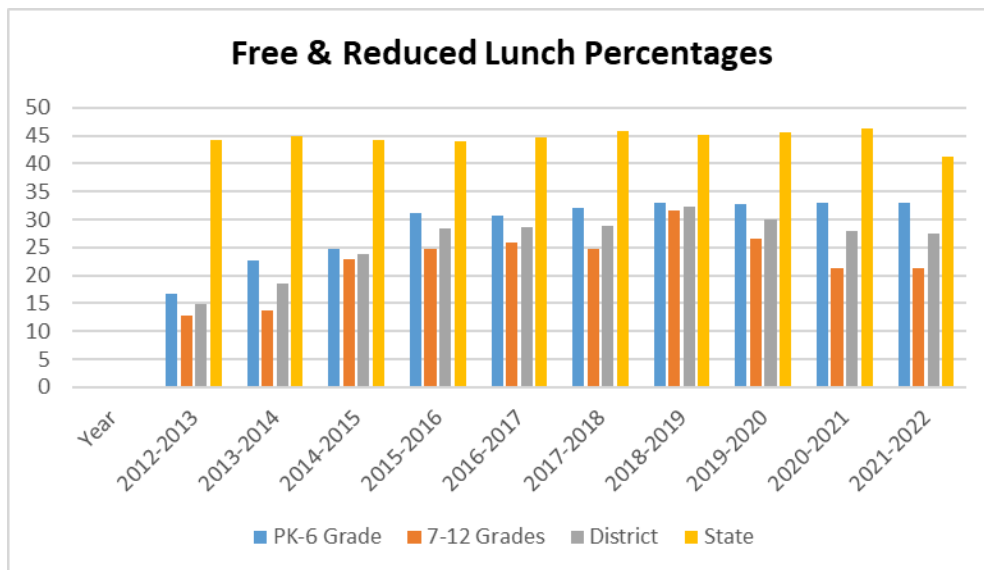
Year	PK	KG	1st	2nd	3rd	4th	5th	6th	7th	8th	9th	10th	11th	12th	TOTAL PK & Elem	TOTAL 7-12	TOTAL STUDENTS
2010-2011	16	24	19	16	16	17	19	16	21	19	15	25	28	30	143	138	281
2011-2012	8	15	21	17	14	13	14	19	14	19	21	15	23	25	121	117	238
2012-2013	15	10	19	15	17	12	12	14	20	11	21	18	15	24	114	109	223
2013-2014	22	18	11	19	15	19	15	14	14	20	18	22	19	17	133	110	243
2014-2015	21	19	19	12	20	17	22	16	17	17	24	19	24	21	146	122	268
2015-2016	18	21	23	22	14	24	20	22	19	16	20	26	22	26	164	129	293
2016-2017	23	17	22	18	20	13	24	19	21	18	20	19	24	22	156	124	280
2017-2018	19	20	13	25	17	19	13	24	20	21	17	19	17	27	150	121	271
2018-2019	30	17	17	14	23	17	18	13	20	23	24	20	21	19	149	127	276
2019-2020	26	18	13	17	14	22	16	17	14	19	25	22	15	25	143	120	263
2020-2021	21	16	18	15	17	15	23	19	18	14	19	23	21	18	144	113	257
2021-2022	19	15	18	22	14	16	17	24	20	19	22	23	20	24	145	128	273
2022-2023	24	11	16	19	20	18	15	19	27	23	20	21	26	24	142	141	283

- Student enrollment remains strong for KPS

Free & Reduced Lunch



Year	PK-6 Grade Percentage	7-12 Grades Percentage	District Percentage	State Percentage
2012-2013	16.67	12.84	14.80	44.18
2013-2014	22.56	13.64	18.52	44.93
2014-2015	24.66	22.95	23.88	44.23
2015-2016	31.10	24.81	28.33	44.12
2016-2017	30.77	25.81	28.57	44.65
2017-2018	32.00	24.79	28.78	45.83
2018-2019	32.89	31.50	32.25	45.21
2019-2020	32.87	26.67	30.04	45.60
2020-2021	33.10	21.24	27.84	46.33
2021-2022	33.10	21.26	27.57	41.31



KPS Special Education Population

Year	District	State	Peer
2017-2018	18%	15%	NA
2018-2019	20%	15%	17%
2019-2020	19%	16%	16%
2020-2021	15%	16%	17%
2021-2022	13%	16%	17%

KPS Graduation Rate

Year	District	Peer	State
2017-2018	100%	99%	89%
2018-2019	88%	95%	88%
2019-2020	100%	100%	88%
2020-2021 No Data Available for 2020-2021			
2021-2022	89%	95%	88%
2021-2022	100%	94%	87%

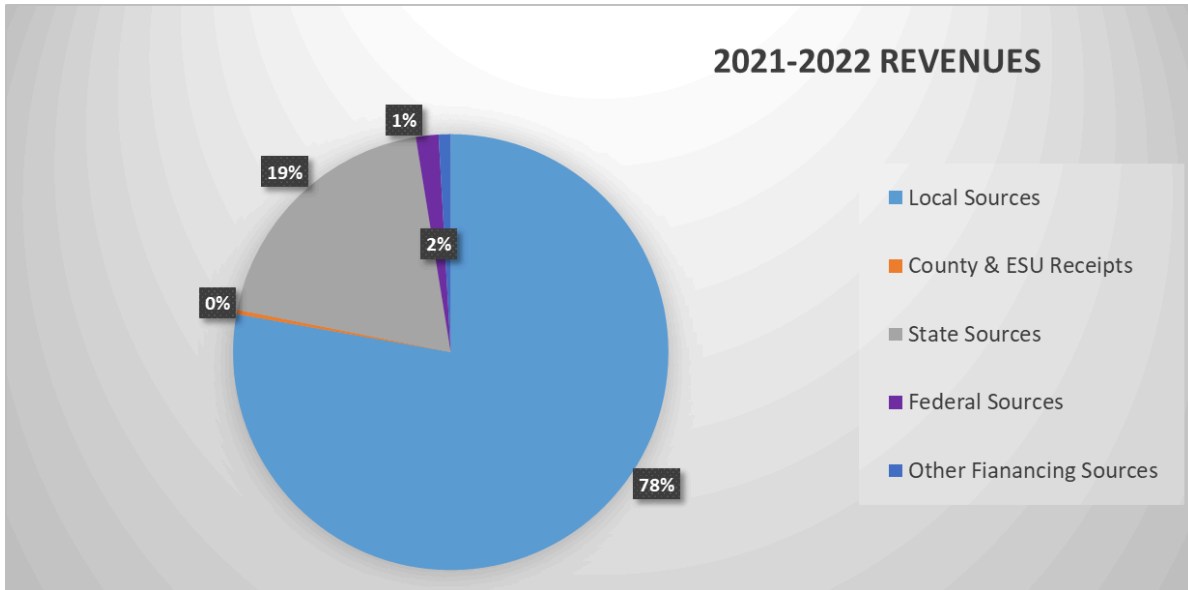
KPS College Going Rate

Year	District	Peer	State
2017-2018	74%	78%	75%
2018-2019	95%	78%	76%
2019-2020	93%	80%	73%
2020-2021	93%	81%	75%
2021-2022	73%	79%	73%

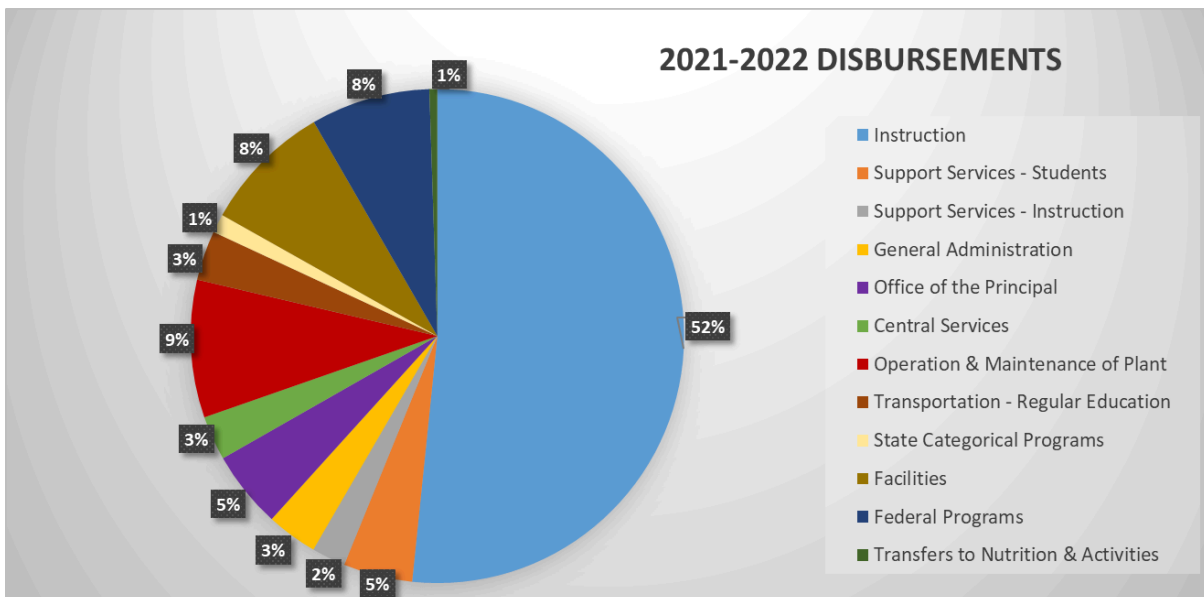
KPS Attendance Rate

Year	District	Peer	State
2017-2018	97%	96%	94%
2018-2019	99%	95%	94%
2019-2020	99%	95%	94%
2020-2021	95%	95%	93%
2021-2022	95%	94%	92%

KPS District Financial Data



Local taxes generate 78% of the revenues used to run Kenesaw Public Schools. As a school district, we get very little aid from the state or federal government. The state of Nebraska provides very little financial support for school districts across the state and as a result ranks toward the bottom when compared with the other states in the U.S.



Instruction and Operation & Maintenance of the Facility make up around 63% of all school expenditures. Support services for students and instruction make up another 5% and 2% respectfully.

Taxes Levied on a \$100,000 Home

Year	Total Mill Levy	Home Value	(Per Month)	(Per Year)
2017-2018	0.801002	\$100,000.00	\$66.75	\$801.00
2018-2019	0.832407	\$100,000.00	\$69.37	\$832.41
2019-2020	0.908423	\$100,000.00	\$75.70	\$908.42
2020-2021	0.943785	\$100,000.00	\$78.65	\$943.79
2021-2022	0.979656	\$100,000.00	\$81.64	\$979.66
2022-2023	0.952432	\$100,000.00	\$79.37	\$952.43

Kenesaw Public Schools Levy Information

Year	Students PK - 12	Assessed Valuation	One Cent of The Levy Generates	General Fund Levy	General Fund Levy Amount	Spec. Bldg Fund Levy	Spec. Bldg. \$ Amount	Bond Fund Levy	Bond \$ Amount	TOTAL LEVY	TOTAL TAX REQUEST
2013-2014	243	\$314,726,964.00	\$31,472.70	94.99	\$2,989,591.43	8.00	\$251,781.57	10.83	\$340,849.30	113.82	\$3,582,222.30
2014-2015	268	\$397,863,214.00	\$39,786.32	85.05	\$3,383,826.64	6.34	\$252,245.28	8.63	\$343,355.95	100.02	\$3,979,427.87
2015-2016	293	\$467,490,034.00	\$46,749.00	75.14	\$3,512,720.12	4.17	\$194,943.34	7.51	\$351,085.02	86.82	\$4,058,748.48
2016-2017	280	\$488,259,413.00	\$48,825.94	70.33	\$3,433,928.45	3.72	\$181,632.50	7.65	\$373,518.45	81.70	\$3,989,079.40
2017-2018	271	\$467,621,479.00	\$46,762.15	65.23	\$3,050,294.91	10.37	\$484,923.47	7.99	\$373,629.56	83.59	\$3,908,847.94
2018-2019	276	\$459,812,697.00	\$45,981.27	61.76	\$2,839,803.22	13.95	\$641,438.71	7.53	\$346,238.96	83.24	\$3,827,480.89
2019-2020	263	\$453,659,891.00	\$45,365.99	78.48	\$3,560,322.82	4.56	\$206,868.91	7.79	\$353,401.06	90.83	\$4,120,592.79
2020-2021	257	\$439,344,332.00	\$43,934.43	82.19	\$3,610,971.06	4.60	\$202,098.39	7.59	\$333,462.35	94.38	\$4,146,531.81
2021-2022	270	\$436,145,588.00	\$43,614.56	85.58	\$3,732,533.94	4.75	\$207,169.15	7.64	\$333,215.23	97.97	\$4,272,918.33
2022-2023	287	\$462,770,494.00	\$46,277.05	81.03	\$3,749,829.31	6.9	\$319,311.64	7.31	\$338,285.23	95.24	\$4,407,426.18

The total tax request for the past four years has hovered in the 4.1 to 4.4 million-dollar range. Higher salary costs for teachers and staff continue to increase annual expenditures. After COVID-19, the costs of many supplies and services have risen substantially.

Kenesaw Public School District Assessed Property Values by County

Year	Adams	Kearney	Hall	TOTAL ASSESSED VALUATION
2015-2016	\$407,146,804.00	\$51,621,207.00	\$25,122,892.00	\$483,890,903.00
2016-2017	\$408,900,432.00	\$52,478,097.00	\$26,880,884.00	\$488,259,413.00
2017-2018	\$389,591,774.00	\$51,766,706.00	\$26,262,999.00	\$467,621,479.00
2018-2019	\$385,950,422.00	\$49,376,216.00	\$24,486,059.00	\$459,812,697.00
2019-2020	\$382,594,525.00	\$47,936,054.00	\$23,129,312.00	\$453,659,891.00
2020-2021	\$374,859,904.00	\$43,926,667.00	\$20,557,761.00	\$439,344,332.00
2021-2022	\$371,611,483.00	\$44,048,762.00	\$20,485,343.00	\$436,145,588.00
2022-2023	\$396,852,049.00	\$45,188,678.00	\$20,729,767.00	\$462,770,494.00

Total Assessed Valuations for the 2022-2023 school year reflected a significant increase. This is the first year for an increase in valuations over the past six years. This allows the district to not have to considerably increase the levy request to meet the needs of growing expense costs.