

Kenesaw Public Schools

2020-2021 Annual Report



Purpose of Annual Report

The 2020-2021 Annual Report is submitted to the patrons of Kenesaw Public Schools in accordance with the accreditation rules set forth by the Nebraska Department of Education. The annual report provides patrons with information regarding our school demographics, student achievement, financial information, and much more. This report highlights many of the significant achievements the district has accomplished or is working toward, as well as, challenges that we are faced with.

Rich Tradition and Strong Community Support

Kenesaw Public Schools has a long history of outstanding academic accomplishments and superior activities and sports teams which continues to this day. With strong community backing, and a sense of pride in the school system, patrons persistently support school district initiatives that allow all students to grow and achieve at a level commensurate with their individual best. With such a rich history and strong community backing, the future is bright for Kenesaw Public Schools and the students that make up this outstanding institution.

Vision/Motto – INSPIRE EXCELLENCE

With the help of many Kenesaw stakeholders during the strategic planning process, Kenesaw Public Schools decided upon a new vision/motto. Our vision, **INSPIRE EXCELLENCE**, is simply stated and easy to remember, and yet very powerful. It is our desire for every Kenesaw student to reach their individual level of excellence so that they may be the very best version of themselves.

Mission

Teachers, students, community members, business owners, administration, and board members all participated in the development of our current mission statement. It reads as follows: *In partnership with our community, we will provide a specially designed and challenging education, encourage positive citizenship, and promote lifelong learning.*

Kenesaw Board of Education



Kenesaw Public Schools has a six-member board. The 2020-2021 board members include: Cindy Olsen, President, Marlin Kimle, Vice President, Shandra Uden, Secretary, Shawn Gallagher, Treasurer, Troy Legg, member, Kay Sidders, member. We are fortunate to have a progressive board that makes decisions supportive of academic learning, curriculum, facilities, and many other student needs so that students can achieve their individual best. Public notice of board meetings is given in the Hastings Tribune Newspaper. Board minutes, board policy, and board meeting agendas can be found on the Kenesaw Public Schools website – www.kenesawschools.org

Kenesaw Public Schools Facilities

Kenesaw Public Schools is blessed with outstanding facilities that support students with achieving their highest potential both in the classroom and during extracurricular activities. In 2018, construction commenced on a project to add two preschool classrooms, a special education classroom, and a collaborative learning space to the elementary wing of the school. Additionally, a preschool playground was installed at this time.

In the spring of 2020 and throughout the summer, the library space was remodeled, the wrestling/multipurpose space became the new music room, and the previous band space became a science classroom and lab space. In addition, an Ag Science classroom was created and two other classrooms were remodeled. These improvements have greatly enhanced the school facility.

During the spring of 2021, the board of education began gathering and analyzing information on the KPS school building HVAC system, lighting quality, and door and window energy efficiency. The district partnered with Ameresco Inc., an energy savings company (ESCO) that specializes in supporting school districts with identifying areas where a school building can be improved to increase energy efficiency and reduce monthly energy costs. The reduction in energy costs helps to finance the cost of the new energy efficient equipment. Currently, the building's HVAC system utilizes outdated boilers that are at the end of their useful life. Both the condensing unit and air handler unit are now well past their expected service life of 20 and 25 years, while, the district's rooftop units are also approaching the end of their life expectancy as well.



The oldest part of the school, originally built in the 1960s, does not provide any fresh air intake into classrooms which contributes to poor indoor air quality. Further, a computerized control system to regulate the temperature inside the building is greatly needed. At this time, only a portion of the KPS building can be manipulated via computer software resulting in less efficient operation.

While most all of the elementary side of the school building has new LED lighting, the old commons/lunchroom and all of the high school classrooms utilize the obsolete T-12 bulbs with a few T-8 bulbs sprinkled in. Not only does this result in inefficient operation, but the poor quality lighting does not support high student achievement. Lastly, replacing some single pane windows with highly efficient ones would add to the energy cost savings for the district.

The Kenesaw Board continues to work toward maintaining and improving the facility each year and is guided by a long-term facility plan to direct facility discussions. The community of Kenesaw should be proud of the district facilities that are offered to resident students. The building is being well maintained and will provide many future Blue Devils with an outstanding learning environment for years to come.

Instructional Programs at Kenesaw Public Schools

Kenesaw Public Schools continues to review current instructional programs for value and effectiveness. It is our belief that strong core programs coupled with research based instructional teaching practices will result in higher achievement by our students. The following are some important programs that KPS has put in place and is currently monitoring.

Preschool Program – The KPS onsite preschool program, which began during the 2018-2019 school year, continues to grow and meet the needs of all Kenesaw preschoolers. The Kenesaw Early Learning Academy - KELA - provides preschool education for fifteen to thirty students each year. A half-day preschool teacher, Mrs. Dibbern, supports social/emotional learning and beginning academic skills. A full-day preschool class for second-year preschoolers allows students to work on social/emotion growth, literacy, and academic skills. Mrs. Hanson is the teacher in the full-day preschool classroom. This program has significantly impacted the kindergarten readiness of incoming kindergarten students.




Reading – KPS is focused on developing each student's reading fluency and comprehension through a balanced literacy program supported through explicit and differentiated instruction. Student progress monitoring is completed at specific intervals during the school year to adjust instruction and practices based upon individual student needs. Elementary teachers will be participating in the Science of Reading professional development through ESU 9 to enhance their understanding of reading and their ability to meet the needs of struggling readers.

Math – KPS is focused on improving the understanding of math skills as well as the application of these skills for each student. The Bridges math resource was adopted by the district for grades K-5 in 2019-2020, with 2020-2021 being the first year of full implementation. We feel confident that this new resource is better supporting student learning of math concepts and should assist us with raising state math assessment scores. The district is currently researching 7-12 math resources as well.

Career & Technical Education – In accordance with the state of Nebraska Career & Technology Strategic Priorities, Kenesaw Public Schools has established three



CTE programs in Agriculture, Skilled/Technical Sciences, and Business encompassing 18 specific career pathways that afford learners the opportunity to explore career options, identify their interests, and develop the knowledge and skills that prepare them to transition to postsecondary education and into entry-level careers. Students are asked to take an entry level class their first year, followed by an intermediate and capstone class. Students are able to explore career opportunities in an area of interest which we hope will lead them to a future career that they will enjoy and flourish in. Junior high students participate in a rotation of career class offerings where they can begin exploring career interests and aptitude.



Ag/Science – 2019-2020 was the first year for the Kenesaw Future Farmers of America chapter. This program continues to support the interests our students have in agriculture and leadership with a growing number of participants. Currently there are 43 students participating in this program. Mrs. Meyer, the Ag Science teacher, is working hard to make Kenesaw's chapter one of the best.

MTSS – The elementary teachers participated in Multi-Tiered System of Supports (MTSS) training throughout the 2020-2021 school year with the support of ESU 9 expert LaRaesha Kugel. MTSS is a tiered system that focuses on student academics, behavior, and social/emotional learning. The first tier, level 1, emphasizes programs geared toward all students. Tier 1 makes certain that all students in the school are receiving excellent instruction and that school-wide behavior programs are in place to meet the needs of every student. Additionally, Tier 1 provides supports for the social/emotional needs of students. When the district programs are working well at the Tier 1 level, student achievement in all areas is easily recognized and fewer students are needing Tier 2 or Tier 3 interventions. The MTSS Tier 2 level is for students that are within one year of being at grade level in reading or math. This normally represents 15-20 percent of district students. This group of students is provided with timely interventions, extra practice, and additional instruction to support them with reaching grade level proficiency. Students are provided small group opportunities and/or one-on-one instruction to assist them with closing the learning gap and meeting grade level expectations. Likewise, identified interventions are in place for student behavior and social/emotional concerns at this level. Tier 3 is for students that are significantly behind academically, experiencing significant behavior issues at school, or are demonstrating heightened levels social/emotionally. This tier represents a small portion of a student body, normally no more than 5% of the population.

Kenesaw School Board, Village Board, and Kenesaw Community Development Board Work Together to Benefit the Entire Community of Kenesaw

By supporting one another and working together, the Kenesaw School Board, Village Board, and Kenesaw Community Development Board put the needs of the community and our students first. Two of the biggest needs of the Kenesaw community are housing and daycare. The Community Development Board was instrumental in organizing and developing fourteen lots for residential housing. To date, nine of the fourteen lots have finished or homes in progress of being built. The Community Development Board has plans in the near future to open up additional lots when all of the current lots have been built on. Another significant accomplishment for the Kenesaw Community was the establishment of a daycare center. Kenesaw United Child Care Coalition was established in the spring of 2021 and opened for business in August. The Methodist Church donated the church facility to the daycare along with a significant cash



contribution. Additionally, the Community Development Board provided a healthy donation. The school district is working closely with KUCCC and is sharing equipment and resources. KUCCC is currently using a KPS classroom to house their after school program. KUCCC is meeting the child care needs of several KPS district employees increasing the likelihood that these students will attend school in the district.

Continuous School Improvement

Kenesaw Public Schools is off and running with a new continuous school improvement cycle which began in the 2020-2021 school year and will culminate with an external visit during 2024-2025 year. The goals for this cycle will focus on improving student reading and math skills, while maintaining the work we have already done to improve writing. An additional goal will be based on increasing teacher instructional effectiveness through the use of the Marzano Instructional Framework. Our teachers have been receiving professional development on this framework for the past several years and continue to increase their knowledge and implementation of this model. We believe that quality teaching results in increased student learning. In addition, another school improvement initiative that KPS will focus on is High Reliability Schools - HRS. HRS has three primary levels that we will be working toward completing. Level one emphasizes providing a safe and orderly school

environment while levels two and three address effective teaching and maintaining a guaranteed and viable curriculum. It is our belief that by successfully completing the current school improvement cycle and meeting the requirements of a Highly Reliable School, that Kenesaw Public Schools will provide a more engaging and focused learning experience for our students.



Kenesaw Public Schools Special Services

Kenesaw Public Schools Offers a variety of special services for our preschoolers through age twenty-one. These services include: Speech Language, Physical Therapy, Occupational Therapy, resource teachers at the high school and elementary, and six para-educators. It is our goal to provide the supports necessary for students to achieve academic excellence at their individual best.

Did you Know?

- The Kenesaw band marched in three parades receiving a “Superior” rating at the Minden Bandfest with a score of 29-30. All members of the Choir auditioned for the UNK Honor Choir.
- The National Honor Society Chapter has successfully hosted a blood drive for the American Red Cross the past two school years and were able to meet their blood donation goals.
- From 2015 through 2020 KPS has had 10 students score a 30 or higher on the ACT examination. A perfect score is 36.
- For the last two years KPS has been a School-Wide Title I Program working with students in reading and math. This allows our elementary teachers to assist all students that need extra instruction and supports.
- Kenesaw currently has 41 athletes that have participated in three sports throughout the school year.
- Due to our outstanding facilities, KPS has hosted the TVC basketball tourney, TVC and District track meets, TVC music, Playoff football games, District volleyball competitions, and we will be hosting TVC wrestling in 22-23.
- The Kenesaw football teams have a combined record of 31 wins to only 3 losses over the last three seasons.
- During the 2021 summer, six KPS teachers attended the Kagan Cooperative Learning workshop which supports teachers with utilizing hands-on, engaging instructional activities to support student learning.
- The Kenesaw volleyball team has competed in the district finals two out of the past three seasons. The boys’ basketball team competed in the district finals in both 19-20 and 20-21. KPS wrestlers have earned four state medals over the last three years. This includes one state champion and one state runner-up.
- Over the past three seasons, the KPS speech team was the TVC champion twice and runner-up once. Over this time, we have earned 78 first place medals, 50 second place medals, and 21 third place medals. The team was 3rd in the state in 2019. There was not a state competition in 2020 due to COVID.
- Our One Act team has placed 1st, 2nd, and 3rd at the Twin Valley Conference competition and district runner-up twice and 3rd place once over the past three seasons – 2018/19, 2019/20, 2020/21.



Transportation

Bus Name	Make of Bus	Year	Passenger Rating	Actual Passenger Capacity	Mileage
Bus #11	Blue Bird	2011	38	31	75,921
Bus #12	Freight Liner	2012	59	39	141,043
Micro Bird #12	Chevy	2012	28	20	103,942
Micro Bird #18	Thomas Minotour	2018	30	20	44,195
Bus #21	Blue Bird	2021	71	46	9,756
Excursion	Ford	2004	8		162,785
Van	Ford	2007	10		119,295
Pickup	Ford	2012	5		108,209

Kenesaw Public Schools runs three bus routes both before and after school each day. Also, a noon bus route is run to take our 3-year-old students home or to daycare each day their school is in session. Our activity bus, Bus #21, was purchased during the fall of 2019 with the help of a grant. This grant allocated \$42,000 for the purchase of this bus. In addition, the Micro Bird #18 was purchased during the summer of 2020. As our vehicles continue to age, we need to begin considering replacing them.



Net Option Enrollment Students

Kenesaw Public Schools currently does not receive any state aid funding. We do receive Net Option funding which is the difference between out-of-district students opting into our district and in-district students opting out. The school district does receive a dollar amount for each Net Option Student to help fund the cost associated with educating this group of students.



Net Option Enrollment

Year	Option In Students	Option Out Students	Net Option Students
2018-2019	32	15	17
2019-2020	33	12	21
2020-2021	29	12	17
2021-2022	39	15	24




Kenesaw Public Schools State Aid History

Kenesaw Public Schools does not receive state aid through TEEOSSA, the Nebraska School Finance formula. Much of what we receive monetarily and is considered "State Aid," is the result of funding provided for Net Option Students. Our funding here has increased over the past couple of years which is helpful and provides some minimal relief to local property taxes.



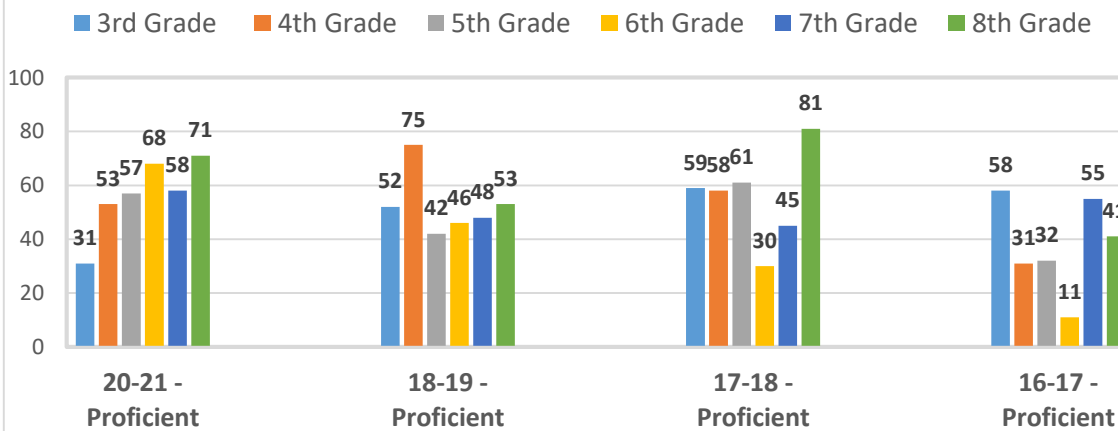
State Aide

Year	Dollar Amount
2011-2012	\$118,589.00
2012-2013	\$90,208.00
2013-2014	\$97,244.00
2014-2015	\$111,001.00
2015-2016	\$97,132.00
2016-2017	\$64,745.00
2017-2018	\$47,392.00
2018-2019	\$99,501.00
2019-2020	\$204,265.00
2020-2021	\$221,001.00
2021-2022	\$210,956.00



Kenesaw Public Schools Assessment Data

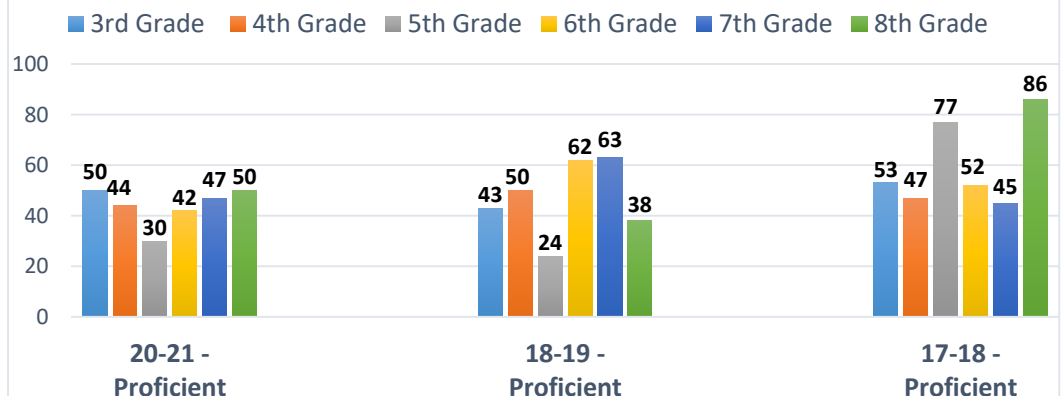
2020-2021 NSCAS ELA GRADES 3-8 PERCENT PROFICIENT



The state assessment in English Language Arts is for grades 3rd through 8th and 11th. Kenesaw continues to focus on raising student reading scores and has implemented programs and support services at the elementary level aimed to support struggling readers and assist them with reaching grade level performance.

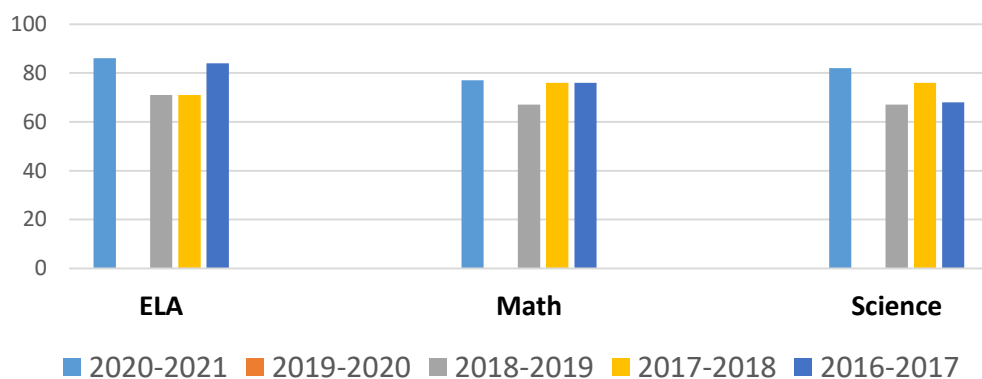
Like ELA, the State Math assessment takes place in grades 3rd through 8th and 11th. A new math curriculum - Bridges Math - was implemented in 20-21 in grades K-5. Grade 6 is piloting Illustrative Math in 21-22 as a possible resource for middle grades. We will continue to review and update resources as needed to better support student achievement.

2020-2021 NSCAS MATH GRADES 3-8 PERCENT PROFICIENT

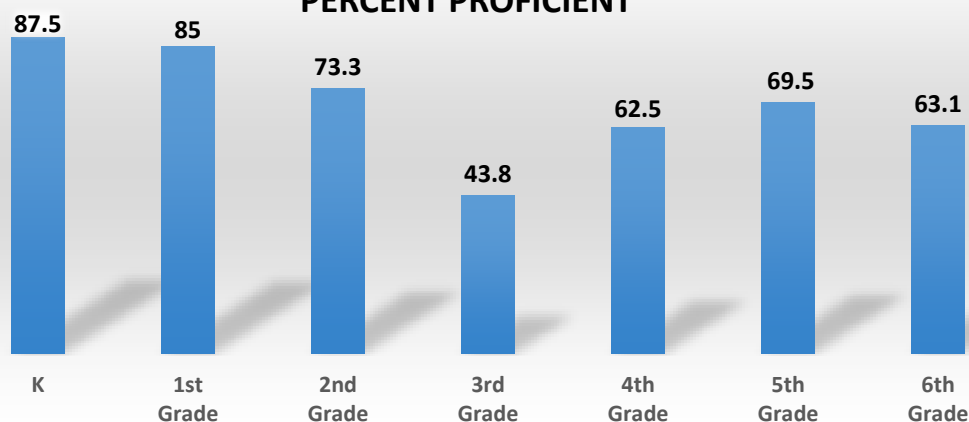


Our 11th graders have performed tremendously over the past three State ACT assessments in ELA, math, and science. Due to COVID-19 our juniors did not take the ACT assessment in the spring. Therefore, there is no data listed for 2019-2020. Kenesaw students perform well above the state averages for each of these curricular areas. The Kenesaw Community should be proud of our students' performance on the ACT exam.

NSCAS ACT Percent Proficient



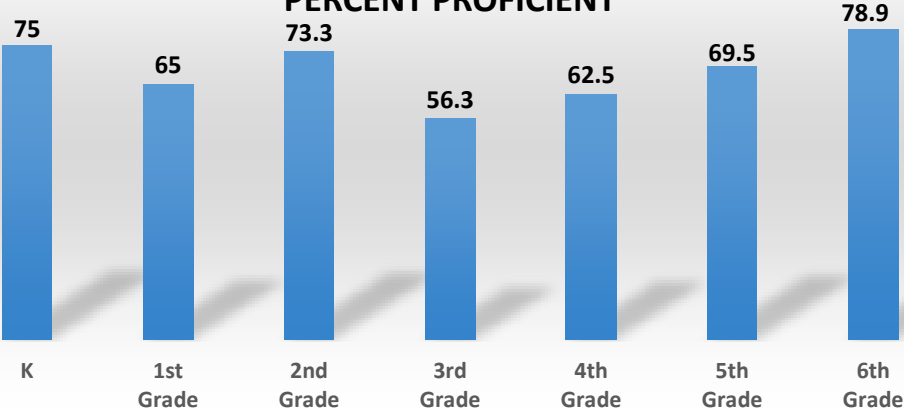
2020-2021 NWEA MAP GROWTH SPRING READING PERCENT PROFICIENT



KPS is currently using MAP Growth assessments in the fall and winter to determine student growth. The state NSCAS assessment given in the spring was developed by NWEA, the same company that writes the NWEA MAP Growth assessments. This should allow our district to compare fall, winter, and spring scores to better determine how our students are growing academically.

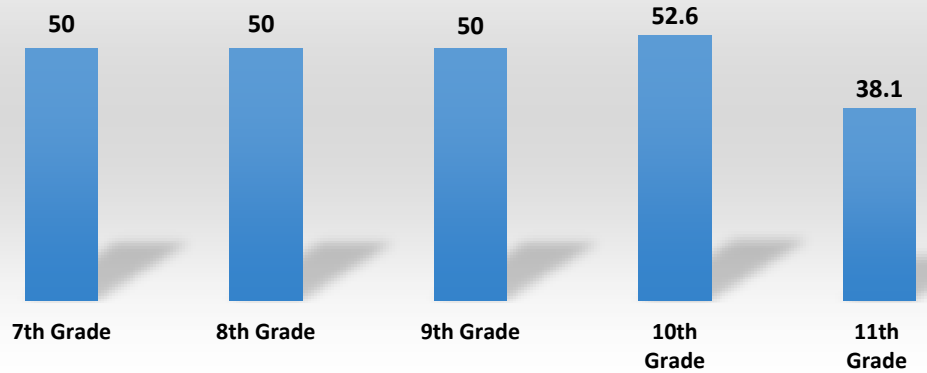
It is important for all students to achieve a level of reading that allows them to be successful in life. KPS is working to put in place measures that ensure most all students are reading at or above grade level by the time they enter 7th grade. Student math scores also continue to be a focus for the district. New resources for 7-12 math will be reviewed and considered for implementation.

2020-2021 NWEA MAP GROWTH SPRING MATH PERCENT PROFICIENT

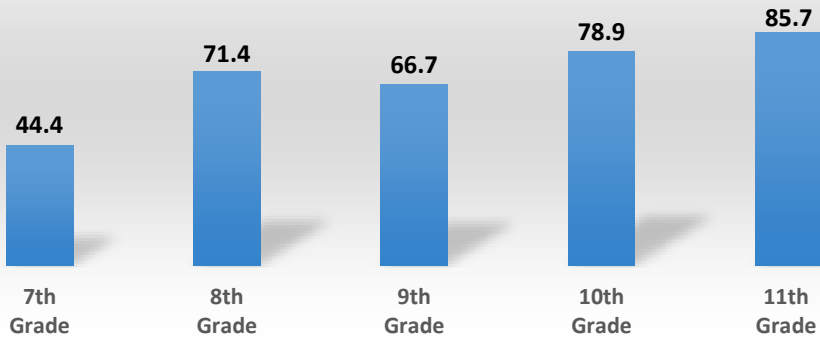


It is the goal of Kenesaw Public School to have at least seventy-five percent of its students in grades seven through eleven at grade level in reading. We are working diligently at the elementary level to provide extra instruction and support augment students' reading skills. It is our belief that by providing resources and supports early in a student's academic career that they will be able to be more successful while in high school.

2020-2021 NWEA MAP GROWTH SPRING READING PERCENT PROFICIENT



2020-2021 NWEA MAP GROWTH SPRING MATH PERCENT PROFICIENT



Students in grades 7th through 11th have a history of scoring well on math MAP Growth assessments. Many years they have scored in the 80th percentile or above which is considered excellent! KPS will place an emphasis on students being able to apply math concepts and utilize their learning in real life situations.

AQESTT RATING

Year	Elementary	Middle School	High School	District
2017-2018	Great	Excellent	Excellent	Excellent
2018-2019	Good	Good	Excellent	Great
2019-2020	Good	Good	Excellent	Great
2020-2021	No Ratings for 20-21. Ratings will begin again in 21-22			
*Due to COVID, the 19-20 Ratings Remained the Same as 18-19.				

Kenesaw Public Schools Demographics

Student Enrollment

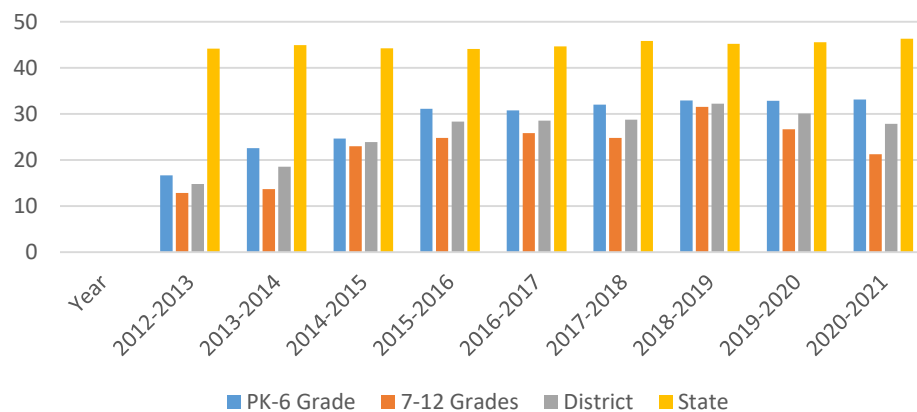
Year	PK	KG	1st	2nd	3rd	4th	5th	6th	7th	8th	9th	10th	11th	12th	TOTAL PK & Elem	TOTAL 7-12	TOTAL STUDENTS
2010-2011	16	24	19	16	16	17	19	16	21	19	15	25	28	30	143	138	281
2011-2012	8	15	21	17	14	13	14	19	14	19	21	15	23	25	121	117	238
2012-2013	15	10	19	15	17	12	12	14	20	11	21	18	15	24	114	109	223
2013-2014	22	18	11	19	15	19	15	14	14	20	18	22	19	17	133	110	243
2014-2015	21	19	19	12	20	17	22	16	17	17	24	19	24	21	146	122	268
2015-2016	18	21	23	22	14	24	20	22	19	16	20	26	22	26	164	129	293
2016-2017	23	17	22	18	20	13	24	19	21	18	20	19	24	22	156	124	280
2017-2018	19	20	13	25	17	19	13	24	20	21	17	19	17	27	150	121	271
2018-2019	30	17	17	14	23	17	18	13	20	23	24	20	21	19	149	127	276
2019-2020	26	18	13	17	14	22	16	17	14	19	25	22	15	25	143	120	263
2020-2021	21	16	18	15	17	15	23	19	18	14	19	23	21	18	144	113	257
2021-2022	19	15	18	22	14	16	17	24	20	19	22	23	20	24	145	128	273

Free & Reduced Lunch



Year	PK-6th Grade	7-12 Grades	District Percentage	State Percentage
2012-2013	16.67	12.84	14.80	44.18
2013-2014	22.56	13.64	18.52	44.93
2014-2015	24.66	22.95	23.88	44.23
2015-2016	31.10	24.81	28.33	44.12
2016-2017	30.77	25.81	28.57	44.65
2017-2018	32.00	24.79	28.78	45.83
2018-2019	32.89	31.50	32.25	45.21
2019-2020	32.87	26.67	30.04	45.60
2020-2021	33.10	21.24	27.84	46.33

Free & Reduced Lunch Percentages



KPS Teacher - Full Time Equivalency

Year	Elementary	High School	District
2015-2016	9.4	10.4	19.8
2016-2017	9.90	10.9	20.8
2017-2018	9.90	10.65	20.55
2018-2019	11.90	10.65	22.55
2019-2020	12.44	13.07	25.51
2020-2021	10.94	12.07	23.01

KPS Special Education Population

Year	District	State
2016-2017	16%	15%
2017-2018	18%	15%
2018-2019	20%	15%
2019-2020	19%	16%
2020-2021	15%	16%

KPS Graduation Rate

Year	District	Peer	State
2016-2017	100%		89%
2017-2018	100%	99%	89%
2018-2019	88%	95%	88%
2019-2020	100%	95%	88%
2020-2021 No Data Available for 2020-2021			

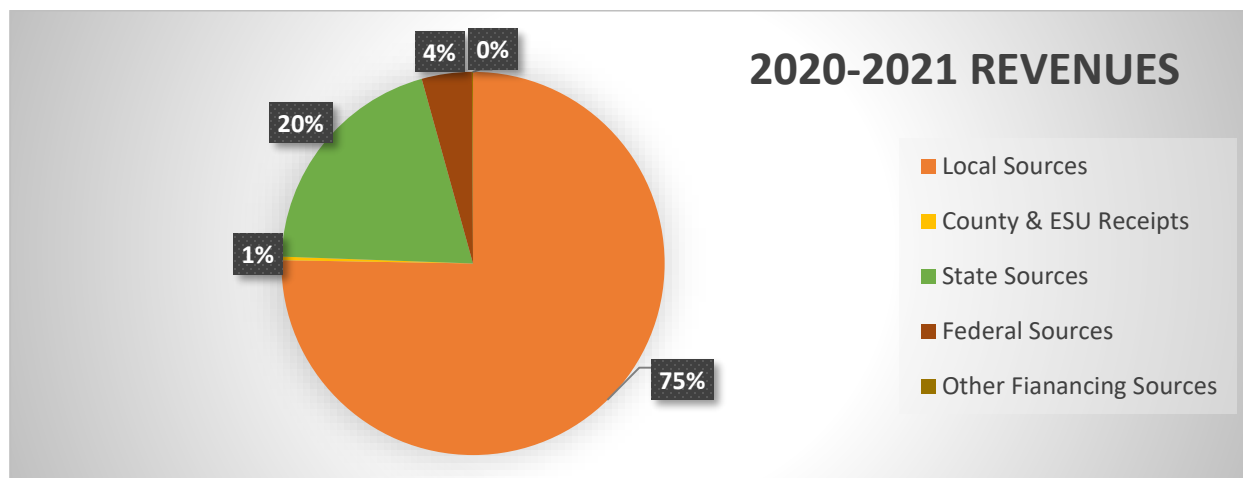
KPS College Going Rate

Year	District	Peer	State
2017-2018	74%	78%	75%
2018-2019	95%	78%	76%
2019-2020	93%	80%	73%
2020-2021	93%	81%	75%

KPS Attendance Rate

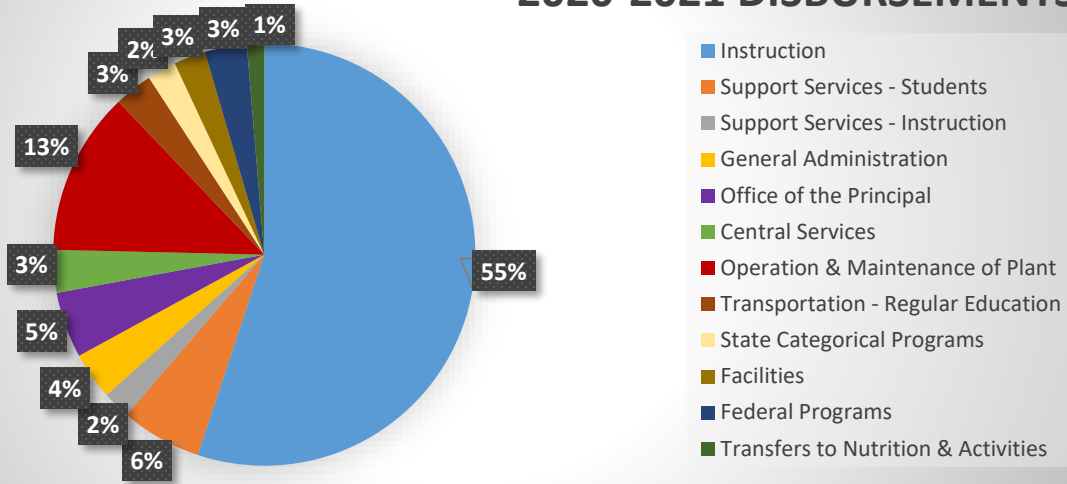
Year	District	Peer	State
2016-2017	97%		95%
2017-2018	97%	96%	94%
2018-2019	99%	95%	94%
2019-2020	99%	95%	94%
2020-2021	95%	95%	93%

KPS District Financial Data



Local taxes generate 75% of the revenues used to run Kenesaw Public Schools. As a school district, we get very little aid from the state or federal government. Nebraska provides very little support for many school districts and as a result ranks toward the bottom when compared with the other states in America.

2020-2021 DISBURSEMENTS



Instruction and Operation & Maintenance of the Facility make up around 70% of all school expenditures. Support services for students and instruction make up another 6% and 2% respectfully.

Taxes Levied on a \$100,000 Home

Year	Total Mill Levy	Home Value	(Per Month)	(Per Year)
2016-2017	0.817603	\$100,000.00	\$68.13	\$817.60
2017-2018	0.801002	\$100,000.00	\$66.75	\$801.00
2018-2019	0.832407	\$100,000.00	\$69.37	\$832.41
2019-2020	0.908423	\$100,000.00	\$75.70	\$908.42
2020-2021	0.943785	\$100,000.00	\$78.65	\$943.79
2021-2022	0.979656	\$100,000.00	\$81.64	\$979.66

Kenesaw Public Schools Levy Information

Year	Students PK - 12	Assessed Valuation	One Cent of The Levy Generates	General Fund Levy	General Fund Levy Amount	Spec. Bldg Fund Levy	Spec. Bldg. \$ Amount	Bond Fund Levy	Bond \$ Amount	TOTAL LEVY	TOTAL TAX REQUEST
2013-2014	243	\$314,726,964.00	\$31,472.70	94.99	\$2,989,591.43	8.00	\$251,781.57	10.83	\$340,849.30	113.82	\$3,582,222.30
2014-2015	268	\$397,863,214.00	\$39,786.32	85.05	\$3,383,826.64	6.34	\$252,245.28	8.63	\$343,355.95	100.02	\$3,979,427.87
2015-2016	293	\$467,490,034.00	\$46,749.00	75.14	\$3,512,720.12	4.17	\$194,943.34	7.51	\$351,085.02	86.82	\$4,058,748.48
2016-2017	280	\$488,259,413.00	\$48,825.94	70.33	\$3,433,928.45	3.72	\$181,632.50	7.65	\$373,518.45	81.70	\$3,989,079.40
2017-2018	271	\$467,621,479.00	\$46,762.15	65.23	\$3,050,294.91	10.37	\$484,923.47	7.99	\$373,629.56	83.59	\$3,908,847.94
2018-2019	276	\$459,812,697.00	\$45,981.27	61.76	\$2,839,803.22	13.95	\$641,438.71	7.53	\$346,238.96	83.24	\$3,827,480.89
2019-2020	263	\$453,659,891.00	\$45,365.99	78.48	\$3,560,322.82	4.56	\$206,868.91	7.79	\$353,401.06	90.83	\$4,120,592.79
2020-2021	257	\$439,344,332.00	\$43,934.43	82.19	\$3,610,971.06	4.60	\$202,098.39	7.59	\$333,462.35	94.38	\$4,146,531.81
2021-2022	270	\$436,145,588.00	\$43,614.56	85.58	\$3,732,533.94	4.75	\$207,169.15	7.64	\$333,215.23	97.97	\$4,272,918.33

As property valuations continue to decline the tax levy increases to make up for lost revenues. Since 2016-2017, the assessed valuation of property in the Kenesaw district as continued to decline each of the past five years. This has resulted in a decrease in assessed value of approximately 52 million. Tax asking in 19-20, 20-21 and 21-22 is only slightly higher than in 2015-16.

Kenesaw Public School District

Assessed Property Values by County

Year	Adams	Kearney	Hall	TOTAL ASSESSED VALUATION
2015-2016	\$407,146,804.00	\$51,621,207.00	\$25,122,892.00	\$483,890,903.00
2016-2017	\$408,900,432.00	\$52,478,097.00	\$26,880,884.00	\$488,259,413.00
2017-2018	\$389,591,774.00	\$51,766,706.00	\$26,262,999.00	\$467,621,479.00
2018-2019	\$385,950,422.00	\$49,376,216.00	\$24,486,059.00	\$459,812,697.00
2019-2020	\$382,594,525.00	\$47,936,054.00	\$23,129,312.00	\$453,659,891.00
2020-2021	\$374,859,904.00	\$43,926,667.00	\$20,557,761.00	\$439,344,332.00
2021-2022	\$371,611,483.00	\$44,048,762.00	\$20,485,343.00	\$436,145,588.00

As property values decline, schools are forced to increase the levy in order to generate the same tax request in dollars. Kenesaw Public Schools has not been an exception to this.