

Kenesaw Public Schools

2019-2020 Annual Report



Purpose of Annual Report

The 2019-2020 Annual Report is submitted to the patrons of Kenesaw Public Schools in accordance with the accreditation rules set forth by the Nebraska Department of Education. The annual report provides patrons with information regarding our school demographics, student achievement, financial information, and much more. This report highlights many of the significant achievements the district has accomplished or is working toward, as well as, challenges that we are faced with.

Rich Tradition and Strong Community Support

Kenesaw Public Schools has a long history of outstanding academic accomplishments and superior activities and sports teams which continues to this day. With strong community backing, and a sense of pride in the school system, patrons persistently support school district initiatives that allow all students to grow and achieve at a level commensurate with their individual best. With such a rich history and strong community backing, the future is bright for Kenesaw Public Schools and each of its students.

Vision/Motto – INSPIRE EXCELLENCE

With the help of many Kenesaw stakeholders during the strategic planning process, Kenesaw Public Schools decided upon a new vision/motto. Our vision, INSPIRE EXCELLENCE, is simply stated and easy to remember, and also very powerful. It is our desire for every Kenesaw student to reach their individual level of excellence so that they may be the very best version of themselves.

Mission

Teachers, community members, business owners, administration, and board members all participated in the development of our current mission statement. It reads as follows: In partnership with our community, we will provide a specially designed and challenging education, encourage positive citizenship, and promote lifelong learning.




Kenesaw Board of Education

Kenesaw Public Schools has a six-member board. The board members include: Cindy Olsen, President, Marlin Kimle, Vice President, Shandra Uden, Secretary, Shawn Gallagher, Treasurer, Troy Legg, member, Kay Sidders, member. We are fortunate to have a progressive board that makes decisions supportive of academic learning, curriculum, facilities, and many other student needs so that students can achieve their individual best. Public notice of board meetings is given in the Hastings Tribune Newspaper. Board minutes and board policy can be found on the Kenesaw Public Schools website – www.kenesawschools.or

Kenesaw Public Schools Facilities

Kenesaw Public Schools is blessed with outstanding facilities that support student's with achieving their highest potential both in the classroom and during extracurricular activities. During the summer of 2017, the school district invested in a new rubberized roof with additional drains to keep the school dry and prevent water damage inside the building. In 2018, construction commenced on a project to add two preschool classrooms, a special education classroom, and a collaborative learning space to the elementary wing of the school. Additionally, a preschool playground was installed at this time. The preschool addition has supported our youngest



learners with being ready for kindergarten level skills.

Students in grades K-12 take advantage of the collaborative space to work together on projects and interact with one another in a business-like setting. Another large project began in the spring of 2020 and is currently substantially complete. This project resulted in the renovation and repurposing of several current classroom spaces in the building. The wrestling room is now our current band room. Instrument lockers, music and uniform storage, and two practice rooms are a few of the highlights here. The old band room and computer room became the science and ag/science classrooms. These classrooms turned out exceptionally well. Both classrooms have new desks which are conducive for conducting science experiments, as well as, new chairs that are height adjustable. The ag/science and science classrooms share a common space located between the two classrooms used for storage and prepping materials. Another large renovation was the school library. Here, a STEAM (Science, Technology,

Engineering, Arts, and Math) area allows for elementary students to engage in hands-on learning. Additionally, there are two teaching walls available for teacher instruction and a glass door area sectioned off for high school aged students to work together. Off of the library is a newly remodeled teacher work space. Lastly, the old science classrooms were renovated and now house our business and technology classrooms. The community of Kenesaw should be proud of the

district facilities that they offer to resident students. The building is being well maintained and will provide many future Blue Devils with an outstanding learning environment for years to come.



Instructional Programs at Kenesaw Public Schools

Kenesaw Public Schools continues to review current instructional programs for value and effectiveness. It is our belief that strong core programs coupled with research based instructional teaching practices will result in higher achievement by our students. The following are some important programs that KPS has put in place and is currently monitoring.

Preschool Program – During the 2018-2019 school year, Kenesaw Public Schools began its own preschool program for students ages three and four. In the past, a program was provided through ESU 9 for those students that qualified for special services or paid for the program out of

their own pockets. This program was located at the Head Start building in Hastings. In the first year of operation, the Kenesaw Early Learning Academy had 30 students ages three and four participating with the support of a half-day teacher and a full-day teacher. This program has significantly impacted the kindergarten readiness of incoming kindergarten students.



Reading – KPS is focused on developing each student's reading fluency and comprehension through a balanced literacy program supported through explicit and differentiated instruction. Student progress monitoring is completed at specific intervals during the school year to adjust instruction and practices based upon individual student needs. A new reading curriculum was adopted for K-6 in 2017-2018. The district is strongly considering incorporating reading instruction in grades seven and eight.

Math – KPS is focused on improving the understanding of math skills as well as the application of these skills for each student. The Bridges math resource was adopted by the district for grades K-5 in 2019-2020, with 2020-2021 being the first year of implementation. A math

adoption for grades 6-12 is underway currently with plans for implementation during the 2021-2022 school year.

School-Wide Title I Program – For the past many years Kenesaw has been considered a Targeted Assisted Title I Program. This program allows for only those students identified through testing to participate. This often eliminates students that need some additional support in small groups or individual settings from having access to this support. In order to qualify for a school-wide program, a district must reflect a free and reduced lunch population of at least 35%. During 2019-2020, KPS met this requirement and applied for and received School-Wide Title I status. This allows ALL students the ability to receive focused instruction in reading and math. Taylor Brase, KPS Title I teacher, was hired in 2019-2020 as a full time Title I teacher and has been leading this program.



reVISION GRANT – KPS along with three other schools applied for and received the reVISION grant in 2018-2019. Grant funds were used by the participating schools to purchase Zspace technology to provide opportunities to allow our students to utilize three dimensional simulations and gain experience with a variety of career and technical education opportunities. Zspace allows students to work place related experiences without needing to leave the school campus. This is a significant advantage for smaller schools to be able to provide our students with hands on learning opportunities such as this.



Spanish – In 2019-2020 a Spanish teacher was hired to provide instruction for levels one through four. Previously students had participated in the Rosetta Stone Spanish curriculum. In addition, our Spanish teacher participates in the 7th and 8th grade rotation where she provides nine weeks of instruction for each of these grades.

Ag/Science – 2019-2020 was the first year for the Kenesaw Future Farmers of America chapter. Our new teacher, Mrs. Meyer, teaches 7th and 8th grade science along with several ag-science classes. This has proven to be a popular area of study for many of our students and offers agricultural learning opportunities for students with this interest.



Kenesaw School Board, Village Board, and Kenesaw Community Development Board All Work Together to Benefit the Entire Community of Kenesaw

By supporting one another and working together, the Kenesaw School Board, Village Board, and Kenesaw Community Development Board are putting the best interests of the Kenesaw village at the forefront. The Community Development Board was instrumental in organizing and developing the fourteen lots that are now available for residential houses. This will provide the opportunity to grow the

Kenesaw village and the school district both. Another feather in the hat for Kenesaw is the recent development of the Kenesaw Daycare, officially named the Kenesaw United Child Care Coalition. The Kenesaw community has a tremendous need for daycare services. Through the efforts of many members on various Kenesaw boards, this need is coming to realization. The significant support and monetary gifts of the United Methodist Church has greatly supported this endeavor and made possible to opportunity for Kenesaw to have a community run daycare facility.

Continuous School Improvement

Kenesaw Public Schools completed the last five-year continuous school improvement cycle this past school year. This cycle began during the 2015-2016 school year and concluded during 2019-2020, with a focus on improving student writing and digital citizenship. On February 5th an 6th, an external visit was conducted by a knowledgeable group of Nebraska educators



resulting in commendations and recommendations. This group was excited for the progress our school district has made and provided additional guidance to help support us with reaching our goals in the future. The upcoming continuous school improvement cycle will begin during the current school year (2020-2021) and will culminate with an external visit during 2024-2025. The goals for this cycle will focus on improving reading and math, while maintaining the work we have already done to improve writing. An additional a goal will be based on increasing teacher instructional effectiveness through the use of the Marzano Instructional Framework.

Kenesaw Public Schools Special Services

Kenesaw Public Schools Offers a variety of special services for our preschoolers through age twenty-one. These services include: Speech Language, Physical Therapy, Occupational Therapy, resource teachers at the high school and elementary, and six para-educators. It is our goal to provide the supports necessary for students to achieve academic excellence at their individual best.

Did you Know?

- Since 2012, Kenesaw Public Schools has had four students awarded the Believers and Achievers NSAA Award – Jack Gallagher, Rose Wehrman, Alex Heier, and Deric Goldenstein
- Kenesaw saw Public Schools has had 52 students score a composite 26 or higher on the ACT since 2013 and has led the Twin Valley Conference in this category for many of these years.
- All teachers and para-educators have attended the Marzano Instructional Framework professional development presented by ESU 9 for the past three years.
- KPS participated in a grant along with Adams Central, Doniphan-Trumbell, and Harvard. Over the past two years this group has been awarded \$300,000. This money was used to purchase five Zspace units which supports career and technical educational opportunities for all of our students.
- Kenesaw was recently awarded a Grab-n-Go grant for \$6,600. This money will be used to start a grab-n-grow breakfast selection for 7-12 students.



Transportation

						Actual
Bus Name	Make of Bus	Year	Passenger Rating	Passenger Capacity	Mileage	
Bus #11	Blue Bird	2011	38	31	69,671	
Bus #12	Freight Liner	2012	59	39	132,084	
Micro Bird #12	Chevy	2012	28	20	102,683	
Micro Bird #18	Thomas Minotour	2018	30	20	35,661	
Bus #21	Blue Bird	2021	71	46	5,765	
Excursion	Ford	2004	8		158,146	
Van	Ford	2007	10		116,128	
Pickup	Ford	2012	5		102,881	

Kenesaw Public Schools runs three bus routes both before and after school each day. Also, a noon bus route is run to take our 3-year-old students home or to daycare each day their school is in session. Our activity bus, Bus #21, was purchased during the fall of 2019 with the help of a grant. This grant allocated \$42,000 for the purchase of this bus. In addition, the Micro Bird #18 was purchased during the summer of 2020. As our vehicles continue to age, we need to begin considering replacing them.



Net Option Enrollment Students

Kenesaw Public Schools currently does not receive any state aid funding. We do receive Net Option funding which is the difference between out-of-district students opting into our district and in-district students opting out. The school district does receive a dollar amount for each Net Option Student to help fund the cost associated with educating this group of students.


Year	Option In Students	Option Out Students	Net Option Students
2018-2019	32	15	17
2019-2020	33	12	21
2020-2021	28	11	17

Kenesaw Public Schools State Aid History

Kenesaw Public Schools does not receive state aid through TEEOSSA, the Nebraska School Finance formula. Much of what we receive monetarily and is considered “State Aid,” is the result of funding provided for Net Option Students. Our funding here has increased over the past couple of years which is helpful and provides some minimal relief to local property taxes.

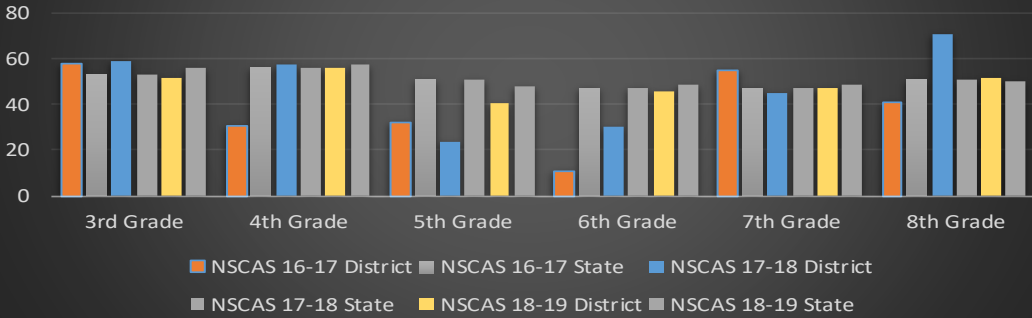


Year	State Aid
2011-12	\$118,589.00
2012-13	\$90,208.00
2013-14	\$97,244.00
2014-15	\$111,001.00
2015-16	\$97,132.00
2016-17	\$64,745.00
2017-18	\$47,392.00
2018-19	\$99,501.00
2019-20	\$204,265.00
2020-21	\$221,001.00



Kenesaw Public Schools Assessment Data

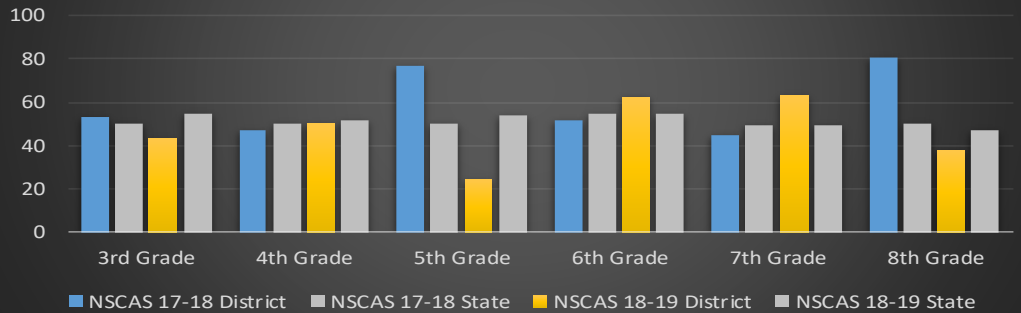
NSCAS ELA Grades 3-8
16-17 17-18 18-19
Percent Proficient



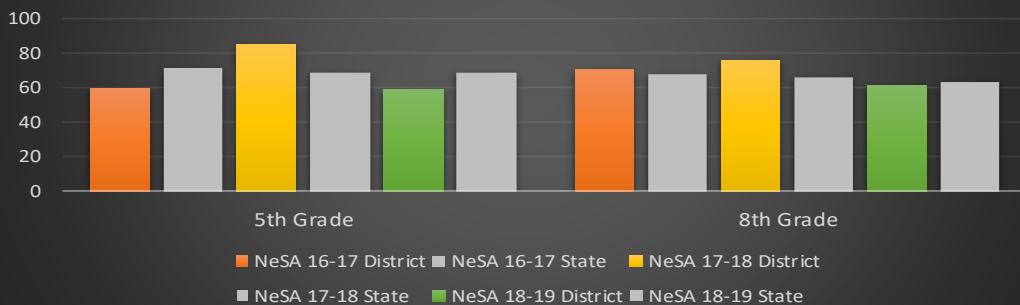
The state assessment in English Language Arts is for grades 3rd through 8th and 11th. Kenesaw is working diligently on improving our Reading scores and have implemented programs at the elementary level aimed at supporting individual students with reading growth.

Like ELA, State Math assessments take place in grades 3rd through 8th and 11th. A new math curriculum was implemented in 20-21 in grades K-5. A pilot curriculum was reviewed for 6th grade. Math curriculum adoptions for 6-12 will take place in 21-22. We continue to improve our resources to support out students in math.

NSCAS Math Grades 3-8
17-18 18-19
Percent Proficient

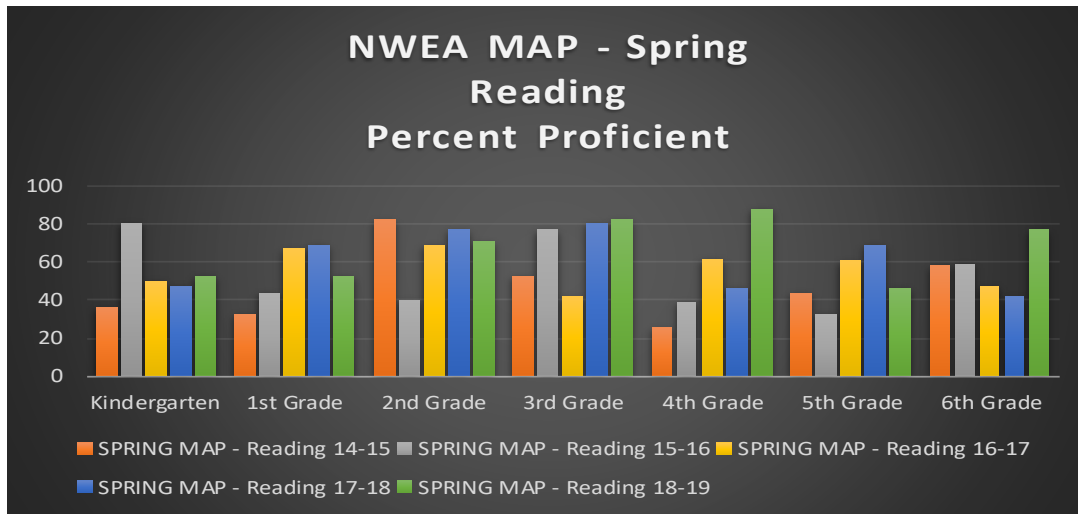
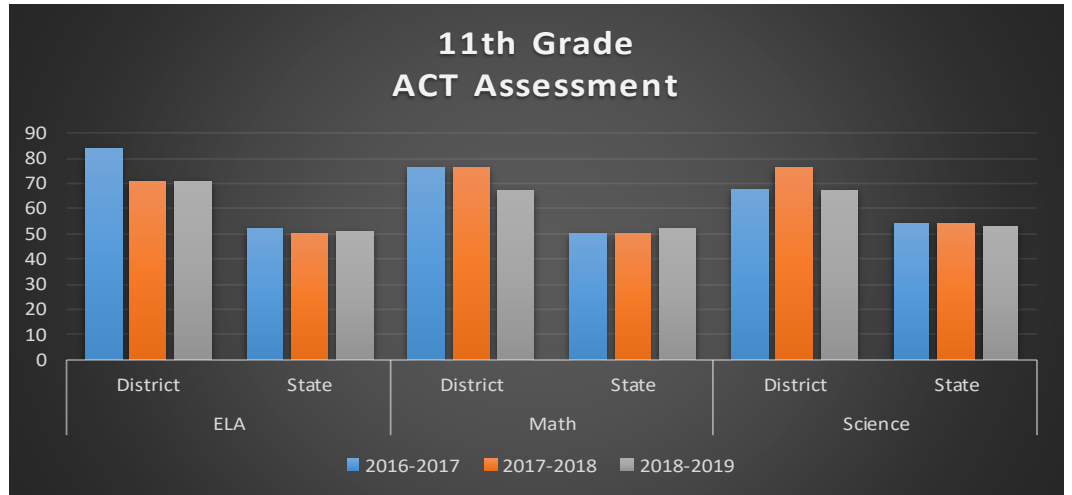


NeSA Science
16-17 17-18 18-19
Meets/Exceeds



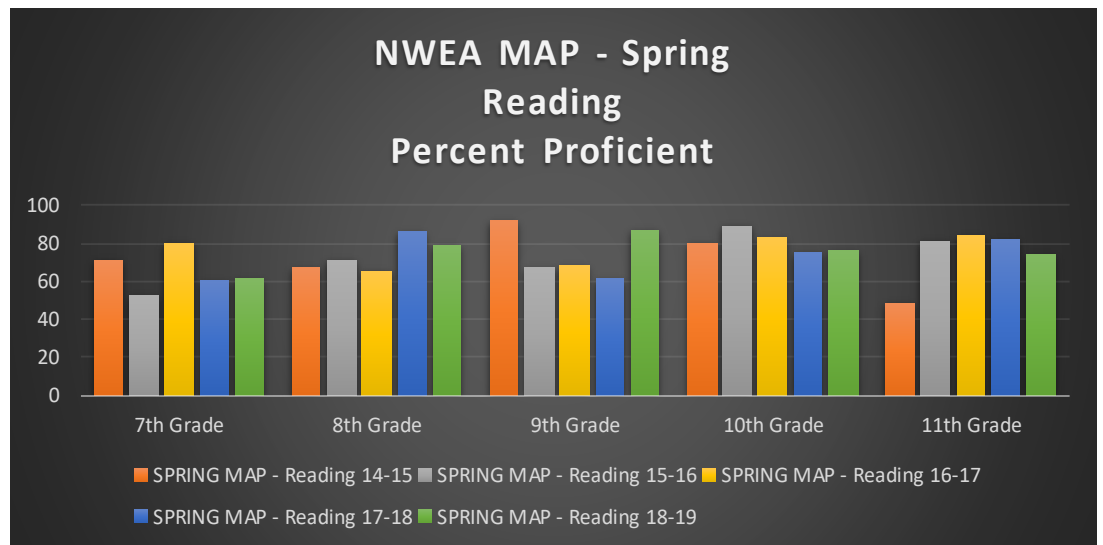
The State Science assessment is for grades 5th and 8th. A new state assessment "NSCAS" has yet to be developed. However, new state standards are in place and Kenesaw science teachers are working to put these in place for our students. We are reviewing possible curriculum adoptions too.

Our 11th graders have performed tremendously over the past three State ACT assessments in ELA, math, and science. As you can see, Kenesaw students perform well above the state averages for each of these curricular areas. The Kenesaw Community should be proud of their efforts!

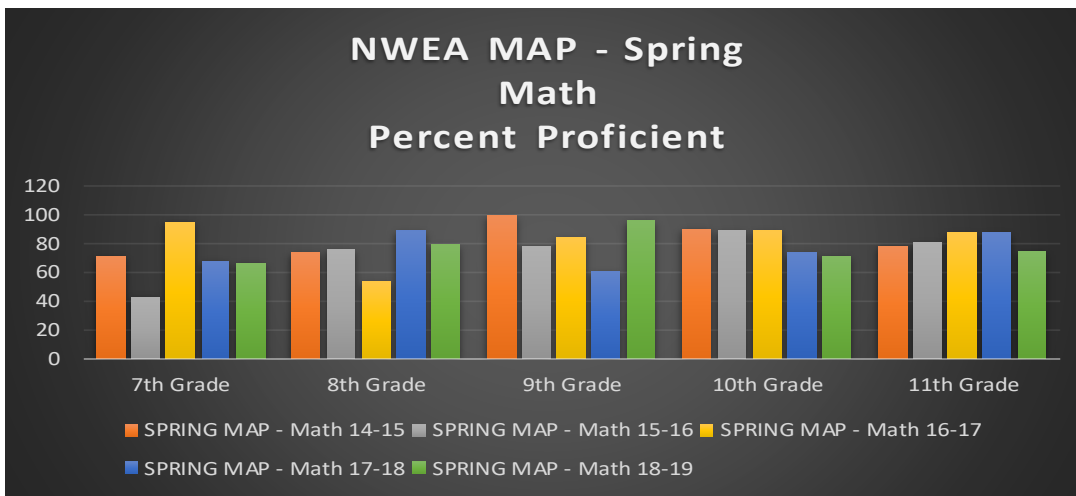
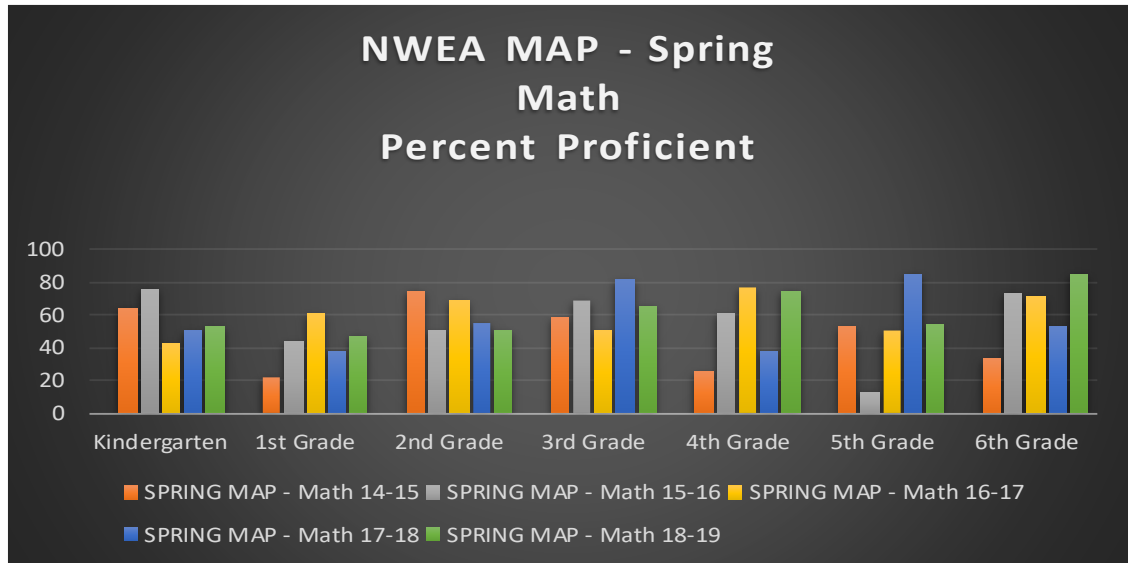


KPS is currently using MAP assessments in the fall and winter to determine student growth. The state assessment is given in the spring. This allows KPS teachers and administration to implement timely interventions, as well as, determine how much students have grown throughout a school year

It is important for all students to achieve a level of reading that allows them to be successful in life. KPS is working to put in place measures that ensure all students are prepared to achieve at high levels in college/post-secondary, in a career choice, and in the military.



Reading and Math scores will be a focus for KPS over the next five-year school improvement cycle. Our goal is to have all students reading at grade level by the end of 3rd grade. We are seeing student gains in math with the support of the new curriculum and instructional strategies.



Students in grades 7th through 11th demonstrate strong math scores. Many years scoring in the 80th percentile or above which is excellent! KPS will place an emphasis on students being able to apply math concepts and utilize their learning in real life situations.

AQuESTT RATING

Year	Elementary	Middle School	High School	District
2017-2018	Great	Excellent	Excellent	Excellent
2018-2019	Good	Good	Excellent	Great
2019-2020	Good	Good	Excellent	Great

*Due to COVID, the 19-20 Ratings Remained the Same as 18-19

Kenesaw Public Schools Demographics

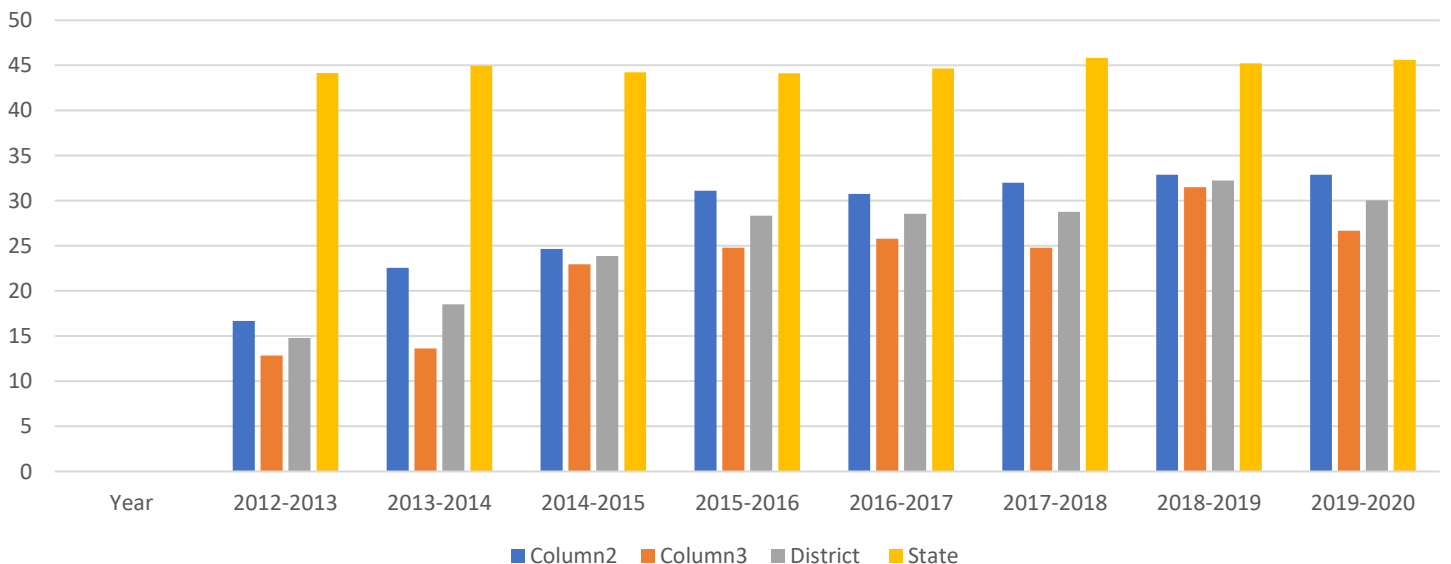
Student Enrollment

	Pk	KG	1st	2nd	3rd	4th	5th	6th	7th	8th	9th	10th	11th	12th	TOTAL PK & Elem	TOTAL 7-12	TOTAL STUDENTS
2010-2011	16	24	19	16	16	17	19	16	21	19	15	25	28	30	143	138	281
2011-2012	8	15	21	17	14	13	14	19	14	19	21	15	23	25	121	117	238
2012-2013	15	10	19	15	17	12	12	14	20	11	21	18	15	24	114	109	223
2013-2014	22	18	11	19	15	19	15	14	14	20	18	22	19	17	133	110	243
2014-2015	21	19	19	12	20	17	22	16	17	17	24	19	24	21	146	122	268
2015-2016	18	21	23	22	14	24	20	22	19	16	20	26	22	26	164	129	293
2016-2017	23	17	22	18	20	13	24	19	21	18	20	19	24	22	156	124	280
2017-2018	19	20	13	25	17	19	13	24	20	21	17	19	17	27	150	121	271
2018-2019	30	17	17	14	23	17	18	13	20	23	24	20	21	19	149	127	276
2019-2020	26	18	13	17	14	22	16	17	14	19	25	22	15	25	143	120	263
2020-2021	21	16	18	15	17	15	23	19	18	14	19	23	21	18	144	113	257

Free & Reduced Lunch

Year	PK - 6th Grade	7 - 12 Grades	District Percentage	State Percentage
2012-2013	16.67	12.84	14.8	44.18
2013-2014	22.56	13.64	18.52	44.93
2014-2015	24.66	22.95	23.88	44.23
2015-2016	31.1	24.81	28.33	44.12
2016-2017	30.77	25.81	28.57	44.65
2017-2018	32.00	24.79	28.78	45.83
2018-2019	32.89	31.5	32.25	45.21
2019-2020	32.87	26.67	30.04	45.6

Free & Reduced Lunch Percentages



KPS Teacher – Full Time Equivalency

Year	Elementary	High School	District
2015-2016	9.4	10.4	19.8
2016-2017	9.9	10.9	20.8
2017-2018	9.9	10.65	20.55
2018-2019	11.9	10.65	20.55
2019-2020	12.44	13.07	25.51

KPS Special Education Population

Year	District	State
2016-2017	16%	15%
2017-2018	18%	15%
2018-2019	20%	15%
2019-2020	19%	16%

KPS Graduation Rate

Year	District	State
2016-2017	100%	89%
2017-2018	100%	89%
2018-2019	88%	88%
2019-2020	No Data Available for 2019-2020	

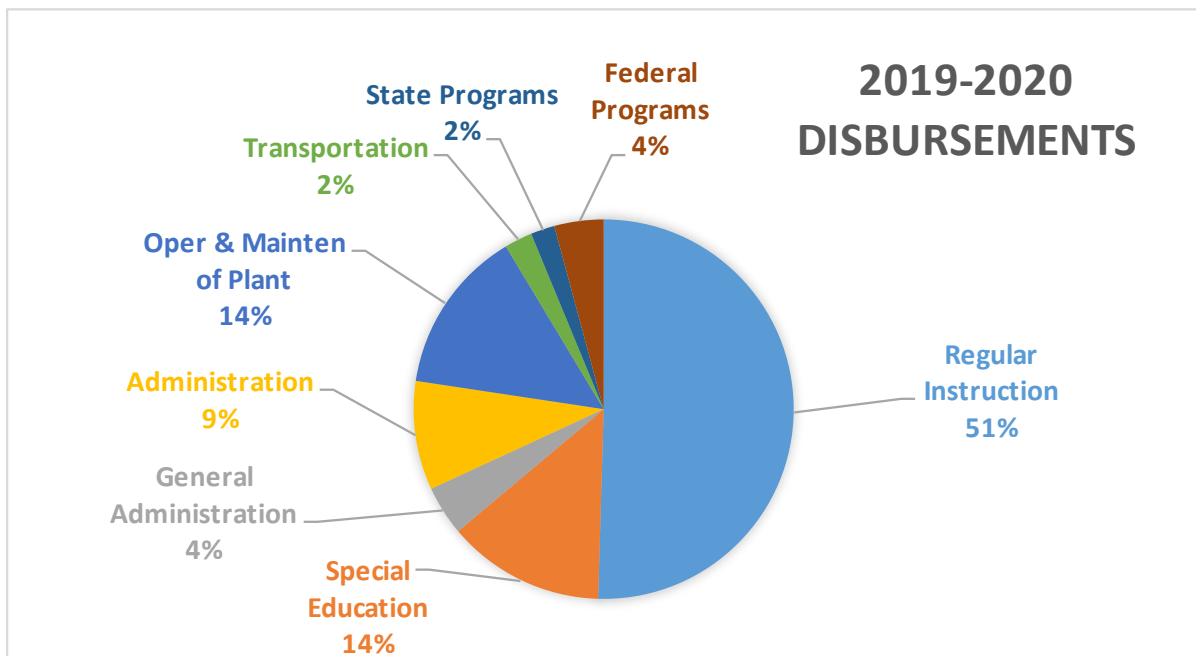
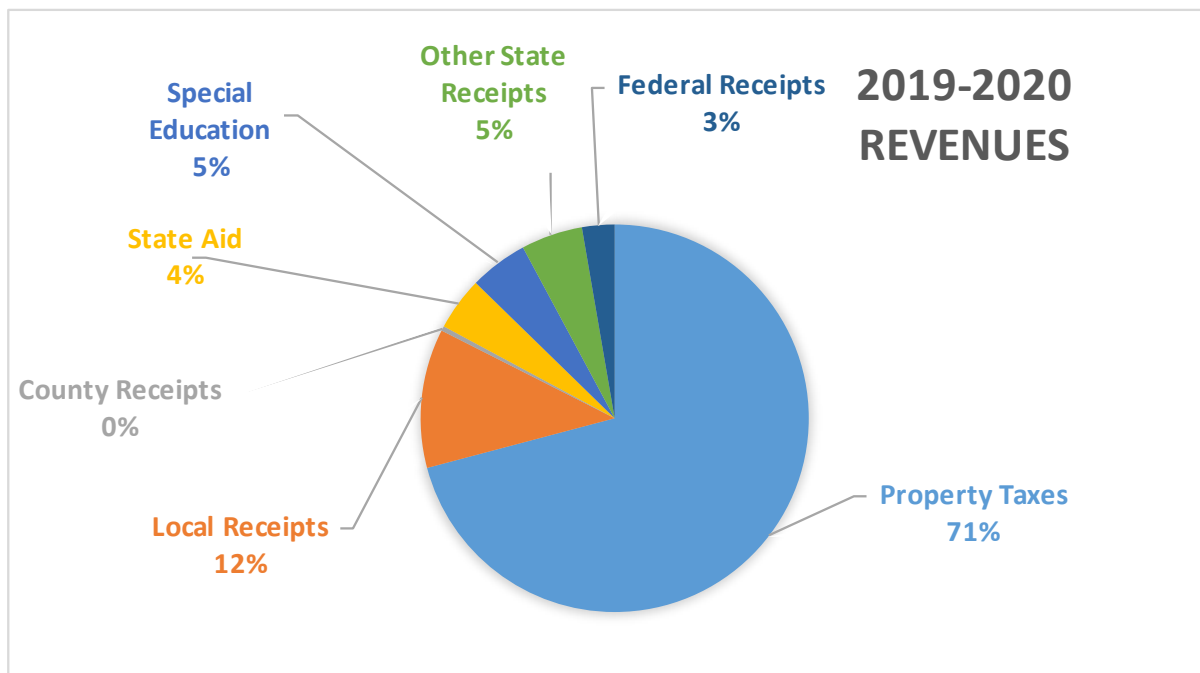
KPS College Going Rate

Year	District	State
2017-2018	74%	75%
2018-2019	95%	76%
2019-2020	93%	73%

KPS Attendance Rate

Year	District	State
2016-2017	97%	95%
2017-2018	97%	94%
2018-2019	99%	94%
2019-2020	99%	94%

KPS District Financial Data



Taxes Levied on a \$100,000 Home

Year	Total Mill Levy	Home Value	(Per Month)	(Per Year)
2016-2017	0.817603	\$100,000	\$68.13	\$817.60
2017-2018	0.801002	\$100,000	\$66.75	\$801.00
2018-2019	0.832407	\$100,000	\$69.37	\$832.41
2019-2020	0.908423	\$100,000	\$75.70	\$908.42
2020-2021	0.943785	\$100,000	\$78.65	\$943.79

Kenesaw Public Schools Levy Information

One Cent of											
	Students	Assessed	The Levy	General Fund	General Fund	Spec. Bldg	Spec. Bldg	Bond	Bond	TOTAL	TOTAL
Year	PK - 12	Valuation	Generates	Levy	\$ Amount	Fund Levy	\$ Amount	Fund Levy	\$ Amount	LEVY	TAX REQUEST
2013-2014	243	\$314,726,964.00	\$31,472.70	94.99	\$ 2,989,591.43	8.00	\$ 251,781.57	10.83	\$ 340,849.30	113.82	\$ 3,582,222.30
2014-2015	268	\$397,863,214.00	\$39,786.32	85.05	\$ 3,383,826.64	6.34	\$ 252,245.28	8.63	\$ 343,355.95	100.02	\$ 3,979,427.87
2015-2016	293	\$467,490,034.00	\$46,749.00	75.14	\$ 3,512,720.12	4.17	\$ 194,943.34	7.51	\$ 351,085.02	86.82	\$ 4,058,748.48
2016-2017	280	\$488,259,413.00	\$48,825.94	70.33	\$ 3,433,928.45	3.72	\$ 181,632.50	7.65	\$ 373,518.45	81.70	\$ 3,989,079.40
2017-2018	271	\$467,621,479.00	\$46,762.15	65.23	\$ 3,050,294.91	10.37	\$ 484,923.47	7.99	\$ 373,629.56	83.59	\$ 3,908,847.94
2018-2019	276	\$459,812,697.00	\$45,981.27	61.76	\$ 2,839,803.22	13.95	\$ 641,438.71	7.53	\$ 346,238.96	83.24	\$ 3,827,480.89
2019-2020	263	\$453,659,891.00	\$45,365.98	78.48	\$ 3,560,542.00	4.56	\$ 207,071.00	7.79	\$ 353,535.00	90.83	\$ 4,121,148.00
2020-2021	257	\$439,344,332.00	\$43,934.43	82.19	\$ 3,611,111.00	4.60	\$ 202,020.00	7.59	\$ 333,333.00	94.38	\$ 4,146,646.00

Kenesaw Public Schools District Assessed Property Values by County

	Adams	Kearney	Hall	TOTAL ASSESSED VALUATION
2015-2016	\$ 407,146,840.00	\$ 51,621,207.00	\$ 25,122,892.00	\$ 483,890,939.00
2016-2017	\$ 408,900,432.00	\$ 52,478,097.00	\$ 26,880,884.00	\$ 488,259,413.00
2017-2018	\$ 389,591,774.00	\$ 51,766,706.00	\$ 26,262,999.00	\$ 467,621,479.00
2018-2019	\$ 385,950,422.00	\$ 49,376,216.00	\$ 24,486,059.00	\$ 459,812,697.00
2019-2020	\$ 382,594,525.00	\$ 47,936,054.00	\$ 23,129,312.00	\$ 453,659,891.00
2020-2021	\$ 374,859,904.00	\$ 43,926,667.00	\$ 20,557,761.00	\$ 439,344,332.00

Since the 2016-2017 school year, assessed property values have continued to decline. Over this period, property values have declined almost 50 million dollars. As property values decline, schools are forced to increase the levy in order to generate the same tax request in dollars. Kenesaw Public Schools has not been an exception to this.