

Kenesaw Public Schools

2024-2025 Annual Report



Purpose of Annual Report

The 2024-2025 Annual Report is submitted to the patrons of Kenesaw Public Schools in accordance with the accreditation rules set forth by the Nebraska Department of Education. The annual report provides patrons with information regarding our school demographics, student achievement, financial information, and much more. This report highlights many of the significant achievements the district has accomplished or is working toward, as well as, challenges that we are faced with.

Rich Tradition and Strong Community Support

Kenesaw Public Schools has a long history of outstanding academic accomplishments and superior activities and sports teams which continues to this day. With strong community backing, and a sense of pride in the school system, patrons eagerly support school district initiatives that allow all students to grow and achieve at a level commensurate with their individual best. With such a rich history and strong community backing, the future is bright for Kenesaw Public Schools and the students that make up this outstanding institution.

Vision/Motto – **INSPIRE EXCELLENCE**

The 2024-2025 school year marked the last year of our most recent five-year school improvement process. An external review team made up of several excellent educators across the state visited our school and reviewed the progress that KPS had made on their school improvement goals. A new school improvement cycle will begin with the 2025-2026 school year. During this first year, KPS will work with district stakeholders to review our vision, mission, and district goals. Additionally, a strategic planning process will begin during the spring of 2026 and will involve KPS staff, students, parents, and community members. Our current vision, **INSPIRE EXCELLENCE**, will be reviewed and changes made if so determined by our strategic planning team. This group will also closely inspect our mission statement and work with other stakeholders to make certain that it represents the needs of the school district, parents, students, and community members. It is our desire for every Kenesaw student to reach their individual level of excellence so that they may be the very best version of themselves. We will continue to work closely with all stakeholders so that the education students receive at KPS will allow them to successfully achieve their future goals.

Mission

Teachers, students, community members, business owners, administration, and board members will review our current mission statement to determine if it continues to meet the needs of those that make up the Kenesaw School District. Developing and reviewing the school district vision and mission is a requirement of the Continuous School Improvement Plan. The current mission reads as follows: *In partnership with our community, we will provide a specially designed and challenging education, encourage positive citizenship, and promote lifelong learning.*


Kenesaw Board of Education



Kenesaw Public Schools has a six-member board. The 2024-2025 board members include: Marlin Kimle, President, Kay Sidders, Vice President, Shandra Uden, Secretary, Tonya Hansen, Treasurer, Troy Legg, member, and Katheryn Schneider, member. We appreciate the commitment of time and energy that our board members contribute to our school district. They strive to make certain that all of our students receive an outstanding education. Public notice of board meetings is advertised in the Hastings Tribune Newspaper. Board minutes, board policy, and board meeting agendas can be found on the Kenesaw Public Schools website – www.kenesawschools.org.

Kenesaw Public Schools Facilities

Kenesaw Public Schools provides its students, parents, and community with outstanding facilities for both academic and extracurricular purposes. The Kenesaw Board is committed to maintaining and improving the school facilities. A Long Term Facility Plan guides the board with facility upkeep and also tracks when projects are started and completed for future reference. Recently, the school board approved a 25-year lease agreement with the Kenesaw Village to lease the basement of the Kenesaw Auditorium. This space will be used for wrestling practice and we are making plans to remodel a room for a certified nurse assistant –CNA - program. It is on pace to be available to the school district in April of 2026. We will be working to design the wrestling space and order the practice mats so that everything is ready for the 2026 wrestling season. Additionally, our school board is considering updating the HVAC units for the oldest part of our school building which is located on the west side. This heating system is part of the original school which dates back to 1960. The system is obsolete and in need of replacement. Another focus is the football field lights. The light poles, installed in the 70s, have become a safety concern and lighting advancements make new lights both more economical and they will produce better lighting for the players and fans. Our school board continues to prioritize building projects and has done an excellent job of maintaining our school building, the heart of our community. Students and faculty are very proud of our facilities and are appreciative of having such a nice school to attend every day.



Instructional Programs at Kenesaw Public Schools

Kenesaw Public Schools continues to review current instructional programs for value and effectiveness. It is our belief that strong core programs coupled with research based instructional teaching practices will result in higher achievement by our students. The following are some important programs that KPS has put in place and is currently monitoring.

Reading – KPS is focused on developing each student’s reading fluency and comprehension through a balanced literacy program. Student progress monitoring is completed at specific intervals during the school year to adjust instruction and practices based upon individual student needs. STAR Suite is used to closely monitor student reading success and determine appropriate interventions when necessary. Elementary teachers continue to work toward LETRS certification which is a two-year program designed to assist teachers enhanced reading knowledge. The Nebraska Department of Education has prioritized foundational reading and has established a goal of 75% of 3rd graders being proficient in reading by 2030.



Math – KPS is also focused on improving the understanding of math skills as well as the application of these skills for each student. The Bridges math is a strong resource which was adopted by the district for grades K-5 in 2019-2020. Our teachers have become skilled at using this resource to teach students. Students in grade 6 are using Illustrated Math as their math curriculum. Illustrated Math is also used as a supplement math curriculum in grades 7-8. We will be reviewing potential math resources for 9-12 students in the coming months.



Career & Technical Education – In accordance with the state of Nebraska Career & Technology Strategic Priorities, Kenesaw Public Schools has established CTE programs in Agriculture, Skilled/Technical Sciences, Health Sciences & Education and Business encompassing multiple specific pathways that afford learners the opportunity to explore career options, identify their interests, and develop the knowledge and skills that prepare them to transition to postsecondary education and into entry-level careers. Students are able to explore career opportunities in an area of interest with hopes that it will lead them to a future career that they will enjoy and flourish in.

Ag/Science – Kenesaw Public Schools offers a strong Future Farmers of America chapter. This program supports the interests our students have in agriculture and leadership with a growing number of participants.





MTSS – Elementary teachers continue to implement the Multi-Tiered System of Supports (MTSS) framework which is composed of three tiers and is aimed at supporting struggling students in the areas of academics, behavior, and social emotional learning. Both our elementary and high school teachers have been working hard on this initiative. The Tier I level provides a strong base to support the learning of all students. The second Tier level is for students that are within one year of being at grade level in reading or math and students that may be struggling with behavior or social/emotional issues at a lower level. This group of students is provided with timely interventions, extra practice, and additional instruction to support

them with reaching grade level proficiency. Students are also provided small group opportunities and/or one-on-one instruction to assist them with closing the learning gap and meeting grade level competencies. Likewise, identified interventions are in place for student behavior and social/emotional concerns. Tier III is for students that are significantly behind academically, experiencing significant behavior issues at school, or are demonstrating heightened levels socially/emotionally. This tier represents a small portion of a student body.

Continuous School Improvement

Kenesaw Public Schools completed the last school improvement cycle in the spring of 2025. The 2025-2026 school year will be the first year of our new cycle. Upcoming highlights for the new cycle include revisiting our vision, mission, and goals to make certain that they continue to be a fit for our school district and community. We also will be selecting academic goals that we will focus on for the next five years of our school improvement cycle. Since the Nebraska Department of Education is focused on enhancing student reading skills, it makes sense for KPS to make this a focus as well. Reading has been a major focus for us the past few years and our teachers and staff are working hard to ensure that all students are meeting grade level competencies. In addition, we will also continue to refine our MTSS process so that our core instruction is strong and meeting the needs of every student and interventions and programs are in place to meet advanced and struggling learners. The continuous improvement process is ongoing as schools are always looking to improve and better support their students.



Kenesaw Public Schools Special Services

Kenesaw Public Schools offers a variety of special services for our preschoolers through age twenty-one. These services include: Speech Language, Physical Therapy, Occupational Therapy, resource teachers at the high school and elementary, an elementary aide, and several para-educators. For the 25-26 school year we added an additional special education teacher which has been a big benefit to our teachers and students. It is our goal to provide the supports necessary for all students to achieve academic excellence at their individual best.



Transportation

Kenesaw Public purchased a coach bus in the summer of 2024 for student activity trips. In addition to this bus we have two newer buses in our fleet. A 2021 Blue Bird which is used primarily for activity trips, and a 2018 Micro Bird that is used on one of our smaller school routes. We have recently purchased a van for transporting up to nine students and a 14 passenger bus that can be used to transport students to school and home or may be used by coaches to transport activities such as One Act and wrestling that may have fewer participants. At this time, we are in need of updating one of our route buses with a similar size bus and possibly purchasing a smaller, 20 passenger gas bus for bus route purposes. The board will consider replacing these buses over the next few



months and will develop a plan to do so. Kenesaw Public Schools runs three bus routes both before and after school each day. When drivers are available, a noon bus route takes our 3-year-old students home or to daycare after their school day is over.

Transportation

Bus Name	Make of Bus	Year	Passenger Rating	Actual Passenger Capacity	Sept. 1st Mileage
Bus #11	Blue Bird	2011	38	31	110,035
Bus #12	Freight Liner	2012	59	39	192,544
Micro Bird #12	Chevy	2012	28	20	120,688
Micro Bird #18	Thomas Minotour	2018	30	20	87,380
Bus #21	Blue Bird	2021	71	46	35,549
Excursion	Ford	2004	8		192,065
Van	Ford	2007	10		144,581
Pickup	Ford	2012	5		148,496
Expedition	Ford	2023	7		20,886



Net Option Enrollment Students



Kenesaw Public Schools receives Foundation Aid which a portion of which is comprised of Net Option Funds. Net Option funding is the difference between out-of-district students opting into our district and in-district students opting out. The school district receives a dollar amount for each Net Option Student to help fund the cost associated with educating this group of students. We had a total of 17 net option students for the 2025-2026 school year which generated approximately \$171,385 in funds.

Net Option Enrollment

Year	Option In Students	Option Out Students	Net Option Students
2018-2019	32	15	17
2019-2020	33	12	21
2020-2021	29	12	17
2021-2022	39	15	24
2022-2023	42	13	29
2023-2024	40	14	26
2024-2025	32	15	17
2025-2026	32	15	17

State Aid

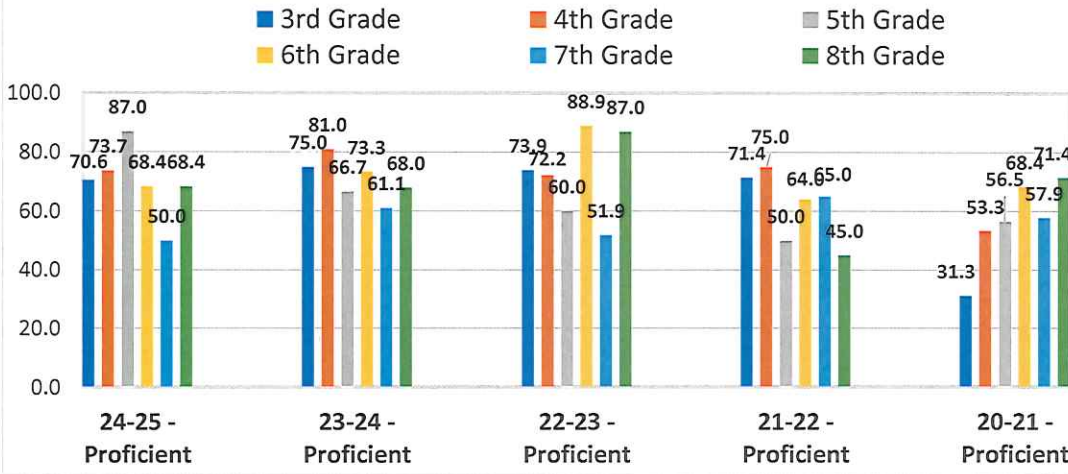
Year	Dollar Amount
2011-2012	\$118,589.00
2012-2013	\$90,208.00
2013-2014	\$97,244.00
2014-2015	\$111,001.00
2015-2016	\$97,132.00
2016-2017	\$64,745.00
2017-2018	\$47,392.00
2018-2019	\$99,501.00
2019-2020	\$204,265.00
2020-2021	\$221,001.00
2021-2022	\$210,956.00
2022-2023	\$291,462.00
2023-2024	\$730,459.00
2024-2025	\$593,917.00
2025-2026	\$579,558.00

Kenesaw Public Schools State Aid History

Kenesaw Public Schools does not receive state funds through TEEOSSA, the Nebraska School Finance formula. Much of what we receive as state aid monetarily is through Foundation Aid which was implemented in 2023-2024. Foundation Aid is computed by multiplying the student average daily membership ADM by \$1,500 per student. This contributed around \$400,000 of additional funds to the district and helped to lower the amount of property taxes that we rely on. One item to watch closely is the dollar amount per student which can be adjusted by the state. A lower contribution per student would result in the need to request additional funding through tax asking. As indicated in the chart, we began receiving these funds during the 2023-2024 school year. The amount of \$730,459 consists of Foundation Aid and Net Option Funding along with some other minimal contributions. This increase is helpful in meeting the rising costs of expenditures due to inflation and the costs associated with paying our teachers a higher wage. We will keep a close eye on this funding to determine whether the state of Nebraska has the ability to meet these funding expectations in future years.

Kenesaw Public Schools Assessment Data

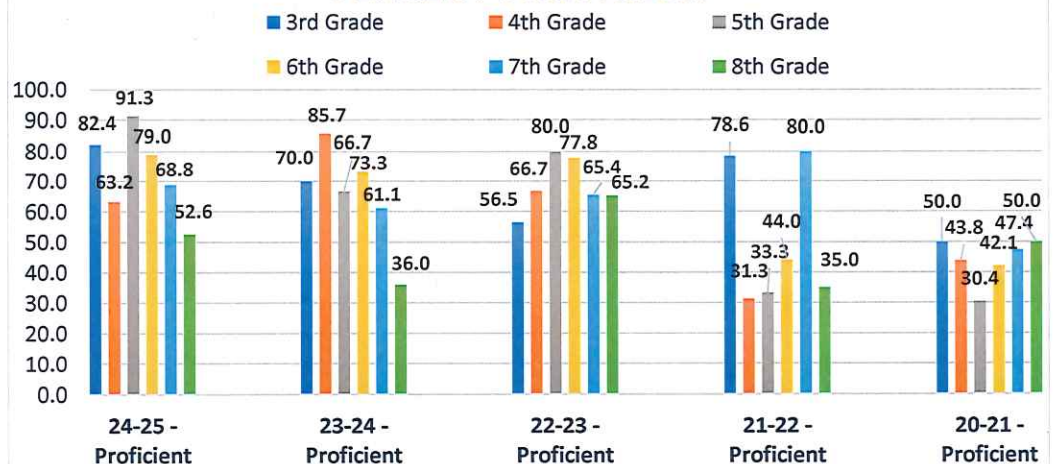
2024-2025 NSCAS ELA GRADES 3-8 PERCENT PROFICIENT

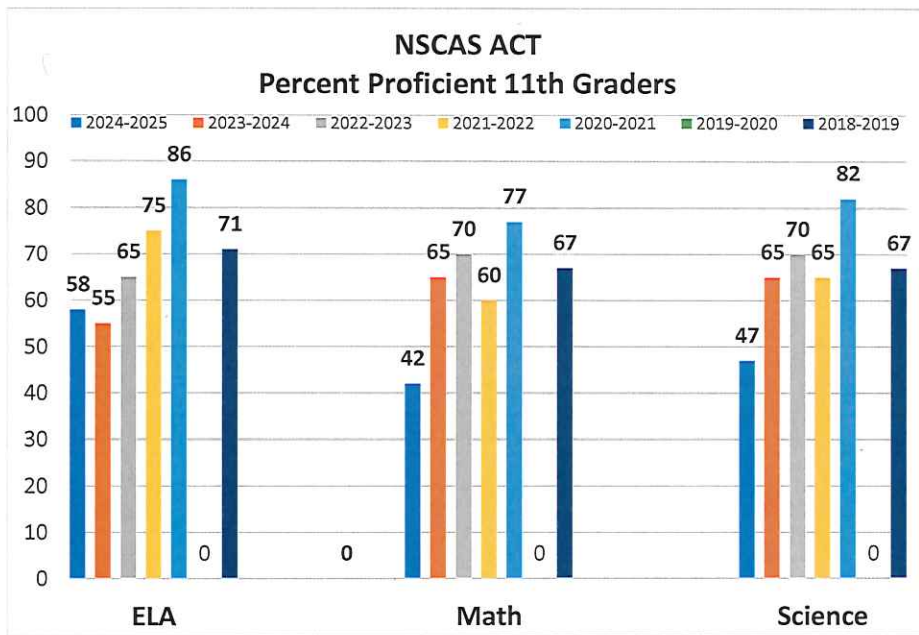


The state assessment in English Language Arts (ELA) is for grades 3rd through 8th and 11th. The 11th grade assessment is the reading portion of the ACT test. Kenesaw continues to focus on raising student reading scores and has implemented the MTSS process to ensure quality instruction and to support struggling readers. The Nebraska Dept. of Ed. has prioritized reading as a focus and has set a goal of 75% reading proficiency by 2030. Our elementary received an Excellent score (highest score) for the AQuESTT rating for 24-25 largely due to students' strong efforts and that of their teachers.

Like ELA, the State Math assessment takes place in grades 3rd through 8th and 11th. Our math curriculum - Bridges Math - was implemented in 20-21 in grades K-5. KPS will continue to review and update resources as needed to better support student achievement. The Junior High and High School were rated as Great schools in 24-25 for the AQuESTT rating. The school district was rated as Great as well.

2024-2025 NSCAS MATH GRADES 3-8 PERCENT PROFICIENT





Our 11th graders have performed very well on the State ACT assessments in ELA, math, and science over the years. The results for 24-25 are lower than normal and warrant our focus and attention. Due to COVID-19 our juniors did not take the assessment in 2019-2020. All of the variables that support strong assessment results will be reviewed with teachers and students to support a strong performance.

Kenesaw Public Schools Demographics

KPS Teacher - Full Time Equivalency

Year	Elementary	High School	District
2015-2016	9.4	10.4	19.8
2016-2017	9.90	10.9	20.8
2017-2018	9.90	10.65	20.55
2018-2019	11.90	10.65	22.55
2019-2020	12.44	13.07	25.51
2020-2021	10.94	12.07	23.01
2021-2022	11.94	13.07	25.01
2022-2023	14.44	14.07	28.51
2023-2024	12	15	27
2024-2025	12	14	27



AQESTT RATING

Year	Elementary	Middle School	High School	District
2017-2018	Great	Excellent	Excellent	Excellent
2018-2019	Good	Good	Excellent	Great
2019-2020	Good	Good	Excellent	Great
*Due to COVID, the 19-20 Ratings Remained the Same as 18-19.				
2020-2021	No Ratings for 20-21. Ratings will begin again in 21-22			
2021-2022	Great	Excellent	Great	Great
2022-2023	Great	Great	Great	Great
2023-2024	Great	Great	Great	Great
2024-2025	Excellent	Great	Great	Great

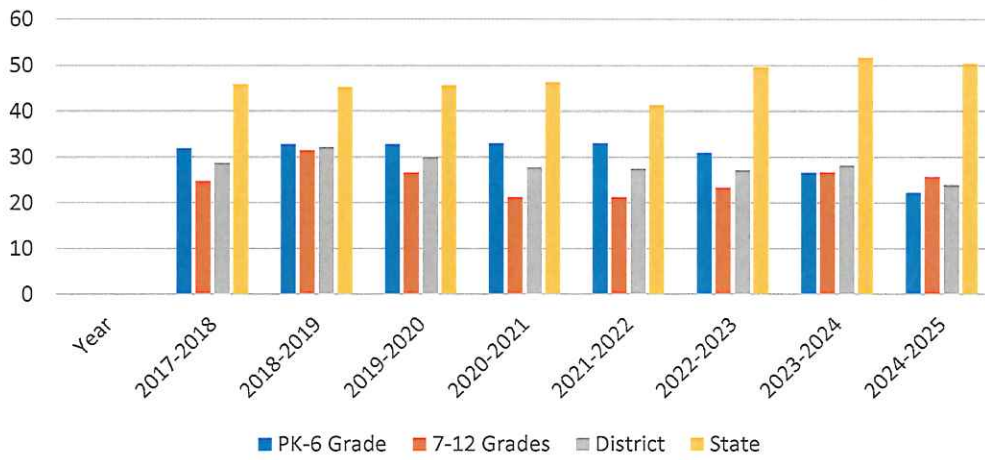


Student Enrollment

Year	PK	KG	1st	2nd	3rd	4th	5th	6th	7th	8th	9th	10th	11th	12th	TOTAL PK & Elem	TOTAL 7-12	TOTAL STUDENTS
2010-2011	16	24	19	16	16	17	19	16	21	19	15	25	28	30	143	138	281
2011-2012	8	15	21	17	14	13	14	19	14	19	21	15	23	25	121	117	238
2012-2013	15	10	19	15	17	12	12	14	20	11	21	18	15	24	114	109	223
2013-2014	22	18	11	19	15	19	15	14	14	20	18	22	19	17	133	110	243
2014-2015	21	19	19	12	20	17	22	16	17	17	24	19	24	21	146	122	268
2015-2016	18	21	23	22	14	24	20	22	19	16	20	26	22	26	164	129	293
2016-2017	23	17	22	18	20	13	24	19	21	18	20	19	24	22	156	124	280
2017-2018	19	20	13	25	17	19	13	24	20	21	17	19	17	27	150	121	271
2018-2019	30	17	17	14	23	17	18	13	20	23	24	20	21	19	149	127	276
2019-2020	26	18	13	17	14	22	16	17	14	19	25	22	15	25	143	120	263
2020-2021	21	16	18	15	17	15	23	19	18	14	19	23	21	18	144	113	257
2021-2022	19	15	18	22	14	16	17	24	20	19	22	23	20	24	145	128	273
2022-2023	24	11	16	19	20	18	15	19	27	23	20	21	26	24	142	141	283
2023-2024	30	10	12	18	21	21	18	15	18	25	23	19	20	26	145	131	276
2024-2025	29	12	11	11	17	19	21	19	16	18	29	20	21	24	139	128	267
2025-2026	34	19	16	12	11	16	22	25	21	16	24	29	22	26	155	138	293

- Student enrollment remains strong for KPS

Free & Reduced Lunch Percentages



Free & Reduced Lunch

Year	PK-6 Grade Percentage	7-12 Grades Percentage	District Percentage	State Percentage
2012-2013	16.67	12.84	14.80	44.18
2013-2014	22.56	13.64	18.52	44.93
2014-2015	24.66	22.95	23.88	44.23
2015-2016	31.10	24.81	28.33	44.12
2016-2017	30.77	25.81	28.57	44.65
2017-2018	32.00	24.79	28.78	45.83
2018-2019	32.89	31.50	32.25	45.21
2019-2020	32.87	26.67	30.04	45.60
2020-2021	33.10	21.24	27.84	46.33
2021-2022	33.10	21.26	27.57	41.31
2022-2023	30.99	23.40	27.21	49.66
2023-2024	26.66	26.72	28.26	51.80
2024-2025	22.30	25.78	23.97	50.43



KPS Special Education Population

Year	District	State
2018-2019	20.33%	15.48%
2019-2020	18.57%	15.56%
2020-2021	15.32%	15.67%
2021-2022	13.04%	15.92%
2022-2023	16.99%	16.45%
2023-2024	17.07%	16.77%
2024-2025	15.97%	17.07%

KPS Graduation Rate

Year	District	Peer	State
2017-2018	100%	99%	89%
2018-2019	88%	95%	88%
2019-2020	100%	95%	88%
2020-2021 No Data Available for 2020-2021			
2021-2022	89%	93%	88%
2021-2022	100%	94%	87%
2022-2023	100%	96%	87%
2023-2024	91%	95%	88%
2024-2025	87%	96%	88%

KPS College Going Rate

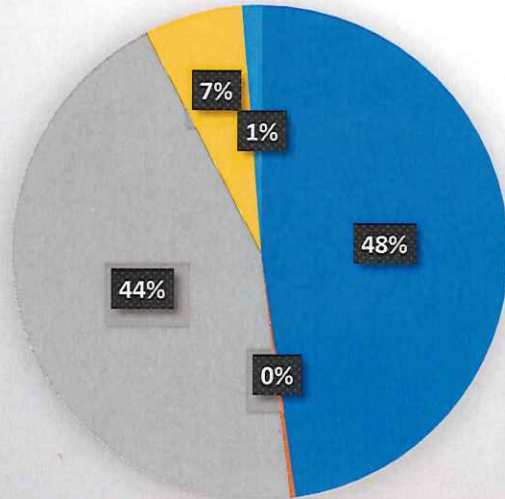
Year	District	Peer	State
2017-2018	74%	78%	75%
2018-2019	95%	78%	76%
2019-2020	93%	80%	73%
2020-2021	93%	81%	75%
2021-2022	73%	79%	73%
2022-2023	76%	82%	73%
2023-2024	86%	84%	72%
2024-2025	89%	79%	76%

KPS Attendance Rate

Year	District	Peer	State
2017-2018	97%	96%	94%
2018-2019	99%	95%	94%
2019-2020	99%	95%	94%
2020-2021	95%	95%	93%
2021-2022	95%	94%	92%
2022-2023	94%	94%	93%
2023-2024	94%	95%	93%
2024-2025	94%	94%	93%

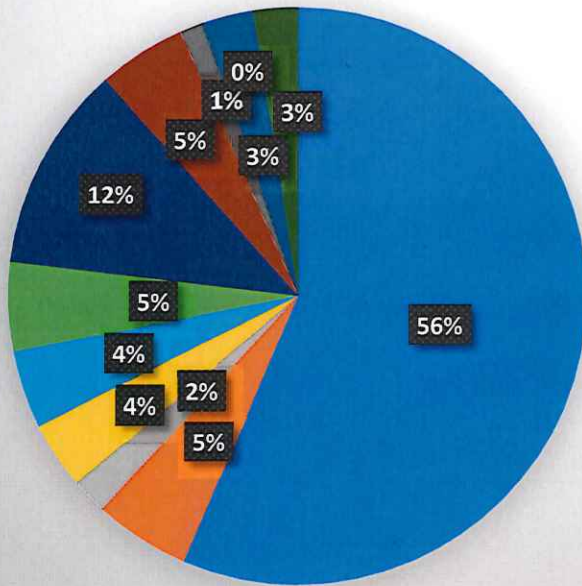
KPS District Financial Data

2024-2025 REVENUES



- Local Sources
- County & ESU Receipts
- State Sources
- Federal Sources
- Other Financing Sources

2024-2025 DISBURSEMENTS



- Instruction
- Support Services - Students
- Support Services - Instruction
- General Administration
- Office of the Principal
- Central Services
- Operation & Maintenance of Plant
- Transportation - Regular Education

Local taxes generate 56% of the revenues used to run Kenesaw Public Schools. As a school district, we receive very little aid from the state or federal government during the 2024-2025 school year even with the addition of the Foundation Aid contribution. The state of Nebraska has increased Special Education reimbursement from 42% in 2022 to 80% in 2023 (a state statute requirement) which will help with educating this population of students greatly. Further, the state initiated a 3% general fund revenue lid preventing school boards from levying a tax amount above this even amount. This is another example of erosion of local control. Instruction and Operation & Maintenance of the Facility make up around 68% of all school expenditures. Support services for students and instruction make up another 5% and 2% respectfully.

Taxes Levied on a \$100,000 Home

Year	Total Mill Levy	Home Value	(Per Month)	(Per Year)
2017-2018	0.801002	\$100,000.00	\$66.75	\$801.00
2018-2019	0.832407	\$100,000.00	\$69.37	\$832.41
2019-2020	0.908423	\$100,000.00	\$75.70	\$908.42
2020-2021	0.943785	\$100,000.00	\$78.65	\$943.79
2021-2022	0.979656	\$100,000.00	\$81.64	\$979.66
2022-2023	0.952432	\$100,000.00	\$79.37	\$952.43
2023-2024	0.893538	\$100,000.00	\$74.46	\$893.54
2024-2025	0.833396	\$100,000.00	\$69.45	\$833.40
2025-2026	0.769977	\$100,000.00	\$64.16	\$769.98

Kenesaw Public Schools Levy Information

Year	Students PK - 12	Assessed Valuation	One Cent of The Levy Generates	General Fund Levy	General Fund Levy Amount	Spec. Bldg Fund Levy	Spec. Bldg. \$ Amount	Bond Fund Levy	Bond \$ Amount	TOTAL LEVY	TOTAL TAX REQUEST
2013-2014	243	\$314,726,964.00	\$31,472.70	94.99	\$2,989,591.43	8.00	\$251,781.57	10.83	\$340,849.30	113.82	\$3,582,222.30
2014-2015	268	\$397,863,214.00	\$39,786.32	85.05	\$3,383,826.64	6.34	\$252,245.28	8.63	\$343,355.95	100.02	\$3,979,427.87
2015-2016	293	\$467,490,034.00	\$46,749.00	75.14	\$3,512,720.12	4.17	\$194,943.34	7.51	\$351,085.02	86.82	\$4,058,748.48
2016-2017	280	\$488,259,413.00	\$48,825.94	70.33	\$3,433,928.45	3.72	\$181,632.50	7.65	\$373,518.45	81.70	\$3,989,079.40
2017-2018	271	\$467,621,479.00	\$46,762.15	65.23	\$3,050,294.91	10.37	\$484,923.47	7.99	\$373,629.56	83.59	\$3,908,847.94
2018-2019	276	\$459,812,697.00	\$45,981.27	61.76	\$2,839,803.22	13.95	\$641,438.71	7.53	\$346,238.96	83.24	\$3,827,480.89
2019-2020	263	\$453,659,891.00	\$45,365.99	78.48	\$3,560,322.82	4.56	\$206,868.91	7.79	\$353,401.06	90.83	\$4,120,592.79
2020-2021	257	\$439,344,332.00	\$43,934.43	82.19	\$3,610,971.06	4.60	\$202,098.39	7.59	\$333,462.35	94.38	\$4,146,531.81
2021-2022	270	\$436,145,588.00	\$43,614.56	85.58	\$3,732,533.94	4.75	\$207,169.15	7.64	\$333,215.23	97.97	\$4,272,918.33
2022-2023	287	\$462,770,494.00	\$46,277.05	81.03	\$3,749,829.31	6.9	\$319,311.64	7.31	\$338,285.23	95.24	\$4,407,426.18
2023-2024	279	\$505,851,615.00	\$50,585.16	74.38	\$3,762,524.20	7.99	\$404,175.43	6.99	\$353,590.27	89.35	\$4,519,784.05
2024-2025	267	\$554,104,583.00	\$55,410.46	71.31	\$3,951,319.78	5.65	\$313,069.09	6.38	\$353,518.72	83.34	\$4,617,907.59
2025-2026	293	\$600,009,963.00	\$60,001.00	\$69.09	\$4,145,468.83	3.54	\$212,403.53	4.38	\$262,804.36	77.00	\$4,620,076.72

The total tax request for the past five years has hovered in the 4.1 to 4.6 million-dollar range. Higher salary costs for teachers and staff coupled with increased costs to operate the school building have resulted in the higher overall expenditure amounts.



Kenesaw Public School District
Assessed Property Values by County

Year	Adams	Kearney	Hall	TOTAL ASSESSED VALUATION
2015-2016	\$407,146,804.00	\$51,621,207.00	\$25,122,892.00	\$483,890,903.00
2016-2017	\$408,900,432.00	\$52,478,097.00	\$26,880,884.00	\$488,259,413.00
2017-2018	\$389,591,774.00	\$51,766,706.00	\$26,262,999.00	\$467,621,479.00
2018-2019	\$385,950,422.00	\$49,376,216.00	\$24,486,059.00	\$459,812,697.00
2019-2020	\$382,594,525.00	\$47,936,054.00	\$23,129,312.00	\$453,659,891.00
2020-2021	\$374,859,904.00	\$43,926,667.00	\$20,557,761.00	\$439,344,332.00
2021-2022	\$371,611,483.00	\$44,048,762.00	\$20,485,343.00	\$436,145,588.00
2022-2023	\$396,852,049.00	\$45,188,678.00	\$20,729,767.00	\$462,770,494.00
2023-2024	\$433,028,195.00	\$50,712,920.00	\$22,110,500.00	\$505,851,615.00
2024-2025	\$473,029,000.00	\$57,460,574.00	\$23,615,009.00	\$554,104,583.00
2025-2026	\$511,120,048.00	\$63,699,033.00	\$25,190,882.00	\$600,009,963.00

Total Assessed Valuation for the 2025-2026 school year reflects a significant increase (approximately 50 million), a trend that has been witnessed each of the past four budget years. The increase allows the district to maintain a lower levy request and still meet the needs of growing expenditure costs.